



# The **SCORECARD**

Issue #20 2018 Legislative Voting Guide

**LABI**

Louisiana Association  
OF BUSINESS AND INDUSTRY



**POLICY EXPERTS.  
WORKING FOR  
LOUISIANA **JOBS.****

NOTE FROM LABI LEADERSHIP	3-4
KEY VOTES FOR JOBS	5-8
ISSUE: CIVIL JUSTICE REFORM	9-10
ISSUE: EDUCATION AND WORKFORCE DEVELOPMENT	11
ISSUE: EMPLOYEE RELATIONS	12
ISSUE: ENERGY & ENVIRONMENTAL QUALITY	13
ISSUE: GOVERNMENTAL REFORM	13-14
ISSUE: HEALTH CARE	15
ISSUE: SMALL BUSINESS	16-17
ISSUE: TAXATION AND FINANCE	18-19
ISSUE: TECHNOLOGY	20
ISSUE: TRADE, TRANSPORTATION & TOURISM	21-22
THE SCORECARD SNAPSHOT	23
THE CHAMPIONS SNAPSHOT	24
MOST VALUABLE POLICYMAKERS	25-27
ALL-STARS	28-31
HONORABLE MENTIONS	32
METHODOLOGY	33-44
SESSION MOMENTS	45-46
APPENDIX	I-IX

For the most part, they're not headline-grabbing. They don't often prompt large rallies on the steps of the Capitol. They rarely make their way onto your Facebook feed. Yet many of the issues our team tackles at the Legislature have one thing in common: they profoundly impact our members' ability to create jobs.

For decades, the Louisiana Association of Business and Industry (LABI) has released an annual scorecard to offer a data-driven analysis of how each legislator voted on the issues most important to the economy and the business community. This report follows that same model, using clear metrics to help explain the actions of lawmakers in the four legislative sessions of 2018. But unlike previous editions, the 20th LABI Legislative Scorecard largely demonstrates the work left to be done, rather than proactive policies that became law.

2018 was a year filled with contention and frustration, as lawmakers again attempted to resolve the fiscal challenges of state government. The governor originally requested \$1.2 billion in tax revenue to prevent a host of damaging consequences but eventually was able to address state needs with less than half that amount. After 10 combined legislative sessions in less than three years, our elected officials closed the deficit using more sales taxes and an unanticipated boost in state income taxes resulting from recent federal tax cuts. Significant reforms to state and local spending, programs or structures were left for another day. Most informed observers are quietly predicting that spending will once again begin to outpace revenue sooner than we expect. The cycle continues.

As session after session broke down, major challenges facing the state were sidelined by the bureaucratic bubble of Baton Rouge. As a result, major votes in this year's scorecard assess reforms that failed to pass due to opposition from state and local leaders invested and dependent on the status quo, even as changes are desperately needed to bring stability to government and prosperity to the economy. For instance:

- A bipartisan proposal to improve the cost and performance of legacy state pension systems;
- Attempts to bring more accountability to Medicaid spending;
- The elimination of overly burdensome regulations that hinder job opportunities;
- Efforts to limit frivolous lawsuits and lower auto insurance rates by allowing evidence of seat belt use in civil trials;
- Common-sense legislation to promote entrepreneurship and affordable ridesharing statewide; and
- A limited Constitutional Convention to rewrite our governing document to better reflect the needs and vision of today's taxpayers.

Additional detail on these proposals can be found in this report or on our website at [www.labi.org](http://www.labi.org). In the 2018 scorecard, LABI is proud to recognize lawmakers who took courageous stands to promote these reforms and to defend free enterprise, including:

- 24 Most Valuable Policymakers (MVPs) who voted 100 percent to prioritize growth in the private sector economy;
- 22 All-Stars who voted 90 percent or more assisted LABI in advancing a platform of positive, pro-growth measures to improve Louisiana's economy; and
- 11 Honorable Mentions who voted 80 percent or more assisted LABI in prioritizing jobs and Louisiana's business climate.

Their leadership gives us hope for the future, for our state is at a crossroads.

Louisiana now has the largest budget in state history, and the state tax code is cumbersome at best. Louisiana's legal climate is dead-last, our infrastructure needs are almost overwhelming. More than 40 percent of Louisianans utilize Medicaid for health care, and the state educational system still fails to meet the needs of thousands of Louisianans. The state GDP growth is ranked at the bottom of the nation, and major regions of Louisiana continue to face economic stagnation.

Our government must stop living crisis to crisis and holistically evolve to a new model that works for the future. This transformation will be complicated and challenging. It will require patience, collaboration and bipartisanship.

We at LABI stand ready to work with everyone to take that step. No political party owns all the answers or all the blame, and there is room for diverse perspectives to get this right. Louisiana deserves a better government than we have today, and the time for action is now.



STEPHEN WAGUESPACK  
PRESIDENT & CEO, LABI



# LOUISIANA NEEDS TO REBOOT

“Special sessions, taxes, lawsuits and political patronage may have gotten us here, but no combination of them will ever take us to where we need to go. It’s time to pull out Huey’s model of government by the roots... and that can only happen with a Constitutional Convention.”



“It is time. We know more than anyone else that our system is broken, and we also know that we have to find a process to comprehensively and structurally fix our broken system,” referring to his bill to establish a Constitutional Convention.  
 - Rep. Neil Abramson (D-New Orleans)

## LABI Votes for Jobs : Senate : Louisiana Legislature

### SB 6 OF THE 2ND SPECIAL SESSION (SEN. JAY LUNEAU, D-ALEXANDRIA)

This bill sought to permanently reduce the Enterprise Zone, Quality Jobs, and Competitive Projects Payroll Incentive programs by 20%. It passed the Senate by a vote of 20-17. **A vote FOR the bill was a vote AGAINST LABI.**

### SB 13 OF THE 2ND SPECIAL SESSION (SEN. RICK WARD, R-PORT ALLEN)

This new law establishes Louisiana Checkbook as a centralized, searchable website for the public with detailed information on spending by state agencies. It passed the Senate by a vote of 34-0. **A vote FOR the bill was a vote WITH LABI.**

### SB 117 OF THE REGULAR SESSION (SEN. J.P. MORRELL, D-NEW ORLEANS)

This bill sought to require state contractors to jump through burdensome hoops regarding pay practices and would have resulted in jeopardizing contracts and more lawsuits. It failed to pass the Senate by a vote of 18-20. **A vote FOR the bill was a vote AGAINST LABI.**

### SB 139 OF THE REGULAR SESSION (SEN. JAY LUNEAU, D-ALEXANDRIA)

This bill sought to provide a right of direct action against insurers alone when the insureds are small businesses employing 50 or fewer full-time employees. Its intent was to increase the chance of a favorable outcome for plaintiffs. It failed to pass the Senate by a vote of 12-18. **A vote FOR the bill was a vote AGAINST LABI.**

### SB 149 OF THE REGULAR SESSION (SEN. J.P. MORRELL, D-NEW ORLEANS)

This bill sought to prohibit an employer from engaging in the practice of intentionally requiring, as a condition of employment, that an employee refrain from inquiring about, discussing, or disclosing the amount of his wages or the wages of another employee. However, employees are already protected according to federal law. This bill would have put employers at a higher risk of being subjected to litigation. It failed to pass the Senate by a vote of 15-23. **A vote FOR the bill was a vote AGAINST LABI.**

### SB 162 OF THE REGULAR SESSION (SEN. TROY CARTER, D-NEW ORLEANS)

This bill sought to establish a state minimum wage law and to set its level above the federal law. It failed to pass the Senate by a vote of 17-21. **A vote FOR the bill was a vote AGAINST LABI.**

### SB 221 OF THE REGULAR SESSION (SEN. TROY CARTER, D-NEW ORLEANS)

This bill sought to change the name of the Louisiana Workforce Commission to the Louisiana Department of Labor. It failed to pass the Senate by a vote of 14-21. **A vote FOR the bill was a vote AGAINST LABI.**

## DID YOU KNOW >>>>

INCLUDING LOUISIANA, ONLY **THREE STATES** IN THE COUNTRY IMPOSE A SALES TAX ON MANUFACTURING RAW MATERIALS, ONLY **NINE STATES** TAX MANUFACTURING MACHINERY AND EQUIPMENT, AND JUST **12 STATES** TAX MANUFACTURING UTILITIES.



## LABI Votes for Jobs : Senate : Louisiana Legislature

### SB 382 OF THE REGULAR SESSION (SEN. SHARON HEWITT, R-SLIDELL)

This bill sought to permit judges to decide if evidence of seat belt usage should be introduced in civil trials related to injuries from motor vehicle accidents, repealing the “gag rule” that currently bans this evidence from courtrooms. When the bill came up for a vote, Sen. Rick Ward (R-Port Allen) moved to recommit it to the Judiciary A Committee for further review, effectively killing the bill. It was recommitted to the Senate Judiciary A Committee by a vote of 21-16. **A vote FOR the recommitment was a vote AGAINST LABI.**

### SB 536 OF THE REGULAR SESSION (SEN. JAY LUNEAU, R-ALEXANDRIA)

This bill sought to back out of a 2013 compromise wherein employers relinquished certain rights in exchange for the ability to suspend benefits when claimants fail or refuse to cooperate with vocational rehabilitation or to attend a second medical opinion exam. This bill would delay workers’ return to employment, further burden workers’ compensation courts, and subject employers to higher defense costs, as well as greater risk for penalties and attorney fees. It failed to pass the Senate by a vote of 12-22. **A vote FOR the bill was a vote AGAINST LABI.**

### HB 27 OF THE 2ND SPECIAL SESSION (REP. LANCE HARRIS, R-ALEXANDRIA - AMENDMENT BY SEN. BRET ALLAIN, R-FRANKLIN)

Sen. Allain amended the bill to restore the full state sales tax exemption for manufacturing machinery and equipment (MM&E) and to lower the state sales tax on business utilities to 2%, as the bill had provided when it left the House. It was adopted in the Senate by a vote of 36-2. **A vote FOR the amendment was a vote WITH LABI.**

### HB 27 OF THE 2ND SPECIAL SESSION (REP. LANCE HARRIS, R-ALEXANDRIA - AMENDMENT BY SEN. J.P. MORRELL, D-NEW ORLEANS)

Sen. Morrell amended the bill to impose a 4.5% state sales tax on the installation of tangible personal property less than \$10,000. It was adopted in the Senate by a vote of 22-15. **A vote FOR the amendment was a vote AGAINST LABI.**

### HB 676 OF THE REGULAR SESSION (REP. STEPHANIE HILFERTY, R-METAIRIE)

This new law creates the Early Childhood Care and Education Commission to develop a strategy for achieving affordable access to quality early childhood care and education that will be implemented through pilot programs established by the Board of Elementary and Secondary Education. It passed the Senate by a vote of 32-1. **A vote FOR the bill was a vote WITH LABI.**

**DID YOU KNOW** >>>>

37,000 PRIVATE-SECTOR JOBS WERE LOST DURING LOUISIANA’S MOST RECENT RECESSION FROM DECEMBER 2014 TO AUGUST 2016.



“And it’s always higher education and healthcare that are on the chopping block... I did a survey of my constituents before session, and 62% of my constituents support a Constitutional Convention.”  
 - Rep. Franklin Foil (R-Baton Rouge)

## LABI Votes for Jobs : House of Representatives : Louisiana Legislature

### HB 19 OF THE 2ND SPECIAL SESSION (REP. KATRINA JACKSON, D-MONROE)

This bill sought to extend for five more years a reduction to various income tax rebates by 20%, including Quality Jobs, the Corporate Headquarters Relocation, and La. Mega Project Energy Assistance programs. It failed to pass the House by a vote of 51-53. **A vote FOR the bill was a vote AGAINST LABI.**

### HB 343 OF THE REGULAR SESSION (REP. STEVE CARTER, R-BATON ROUGE)

This bill provided that teachers have a right to be free from undue pressure from school system employees and school board members regarding membership in any organization, political campaign and any other work-related matter. It passed the House by a vote of 53-36. **A vote FOR the bill was a vote WITH LABI.**

### HB 541 OF THE REGULAR SESSION (REP. JULIE STOKES, R-KENNER)

This Constitutional Amendment sought to allow members of the Legislature to introduce five fiscal bills during a non-fiscal session, increasing the possibility for changes to the tax code on an annual basis. It required 70 votes to pass the House and failed by a vote of 39-51. **A vote FOR the bill was a vote AGAINST LABI.**

### HB 23 OF THE 1ST SPECIAL SESSION (REP. STEPHEN DWIGHT, R-LAKE CHARLES) – AMENDMENT BY REP. KENNY HAVARD, R-JACKSON)

Rep. Havard proposed an amendment to increase the state sales tax on business utilities by an additional percent above the 2% already imposed in the bill. The House refused to adopt it by a vote of 36-69. **A vote FOR the amendment was a vote AGAINST LABI.**

### HB 480 OF THE REGULAR SESSION (REP. TONY BACALA, R-PRAIRIEVILLE)

This bill sought to improve Medicaid eligibility determinations, fraud detection and prevention and interagency data sharing. It passed the House by a vote of 59-31. **A vote FOR the bill was a vote WITH LABI.**

### HB 561 OF THE REGULAR SESSION (REP. JULIE EMERSON, R-CARENCRO)

This bill sought to repeal overly burdensome occupational licensing requirements for florists that serve as a barrier to entrepreneurship and work. It passed the House by a vote of 61-29. **A vote FOR the bill was a vote WITH LABI.**

### HB 29 OF THE REGULAR SESSION (SPEAKER TAYLOR BARRAS, R-NEW IBERIA)

This bill sought to establish the Louisiana Checkbook as a centralized, searchable website for the public with detailed information on spending by state agencies. It passed the House by a vote of 105-0. **A vote FOR the bill was a vote WITH LABI.**

### HB 500 OF THE REGULAR SESSION (REP. NEIL ABRAMSON, D-NEW ORLEANS)

This bill would have established a process for calling a limited Constitutional Convention. It required 70 votes and failed to pass the House by a vote of 52-47. **A vote FOR the bill was a vote WITH LABI.**

### HB 564 OF THE REGULAR SESSION (REP. JULIE EMERSON, R-CARENCRO)

This bill sought to repeal overly burdensome occupational licensing requirements for “natural hair braiding” that serve as a barrier to entrepreneurship and work. It failed to pass the House by a vote of 44-44. **A vote FOR the bill was a vote WITH LABI.**

## DID YOU KNOW >>>>

WHILE LOUISIANA IS EXPERIENCING THE LOWEST UNEMPLOYMENT IN TEN YEARS (4.6%), THE STATE ALSO HAS A **WORKFORCE PARTICIPATION RATE OF JUST 59%** -- THE NINTH WORST IN THE COUNTRY AND THE LOWEST IN DECADES.



“My fear factor is, honest to goodness, is i’m going to vote on raising revenue, and we’re going to be in the same position next year, just like we have been in the previous twelve years that I’ve been here. It’s never enough.” - Rep. Jim Morris (R-Oil City)



## LABI Votes for Jobs : House of Representatives : Louisiana Legislature

### HB 676 OF THE REGULAR SESSION (REP. STEPHANIE HILFERTY, R-METAIRIE)

This new law creates the Early Childhood Care and Education Commission to develop a strategy for achieving affordable access to quality early childhood care and education that will be implemented through pilot programs established by the Board of Elementary and Secondary Education. It passed the House by a vote of 90-0. **A vote FOR the bill was a vote WITH LABI.**

### HB 700 OF THE REGULAR SESSION (REP. JACK MCFARLAND, R-JONESBORO) - AMENDMENT BY REP. KENNY HAVARD, R-JACKSON

This bill would have permitted judges to decide if evidence of seat belt usage should be introduced in civil trials related to injuries from motor vehicle accidents, repealing the “gag rule” that currently bans this evidence from courtrooms. It passed the House by a vote of 70-25. **A vote FOR the bill was a vote WITH LABI.**

### HB 727 OF THE REGULAR SESSION (REP. MAJOR THIBAUT, D-NEW ROADS)

This new law amends the crime of unauthorized entry of critical infrastructure to expand its definition and to create the crime of criminal damage to critical infrastructure. It passed the House by a vote of 97-3. **A vote FOR the bill was a vote WITH LABI.**

### HB 748 OF THE REGULAR SESSION (REP. JULIE EMERSON, R-CARENCRO)

This new law is known as the Occupational Licensing Review Act and sets up a process to determine which state licenses are necessary. It also establishes the right of individuals to pursue a lawful occupation as a fundamental right and requires the state to use the least restrictive regulation possible. It passed the House by a vote of 87-7. **A vote FOR the bill was a vote WITH LABI.**

### HB 749 OF THE REGULAR SESSION (SPEAKER TAYLOR BARRAS, R-NEW IBERIA)

This bill sought to establish a single set of rules governing ridesharing across the state that would allow drivers to earn wages across parish lines without confusion and give Louisianans the opportunity to take advantage of access to convenient, safe and affordable transportation options. It passed the House by a vote of 97-1. **A vote FOR the bill was a vote WITH LABI.**

### SCR 45 OF THE REGULAR SESSION (SEN. TROY CARTER, D-NEW ORLEANS)

This resolution sought to create a bureaucratic commission to study the feasibility of a Constitutional Convention and make recommendations for its set up and operation. It failed to pass the House by a vote of 28-55. **A vote FOR the resolution was a vote AGAINST LABI.**

**DID YOU KNOW** >>>>>

LOUISIANA BUSINESSES PAID AN ESTIMATED **\$2.9 BILLION IN SALES TAXES** TO STATE AND LOCAL GOVERNMENTS IN 2016.



“Medical costs for unbelted occupants involved in automobile accidents are 3 times higher than belted motorists. HB 700 lets judges and juries consider that negligence cost in civil vehicle accident trials resulting in reduced insurance premiums for everyone.”  
- Rep. Jack McFarland (R-Jonesboro) 

## ISSUE: CIVIL JUSTICE REFORM

---

This session proved to be another stalemate for civil justice reform. Roughly a dozen bills were filed favorable to the trial bar’s agenda, including legislation to raise medical malpractice caps, extend prescription, expand direct action and allow contingency fees. All were opposed by LABI and either killed in House committees or on the Senate floor.

LABI proposed several civil justice reform bills that ultimately failed in the Senate Judiciary A Committee. LABI’s major push to allow juries to hear evidence on whether a plaintiff was wearing a seat belt died in this Committee despite the members’ recognition of strong support for the bill from their constituents. The comprehensive social media, statewide radio and traditional press strategy implemented to aid in advocacy efforts garnered over 80,000 social media impressions resulting in 669 direct advocate messages sent to Louisiana Legislators.



**“AT THE END OF THE DAY, THIS IS ABOUT GETTING MORE PEOPLE TO WEAR THEIR SEATBELTS TO KEEP LOUISIANA SAFE.”**

**LAUREN CHAUVIN**

LABI DIRECTOR OF CIVIL JUSTICE REFORM

“Louisiana auto insurance rates are some of the highest in the country! It is time to work towards lowering those rates so LA drivers can enjoy lower premiums similar to other states. This bill is an excellent first step in that direction!”  
- Rep. Blake Miguez (R-Erath)



## THEY PUT THE PROCESS OVER THE PEOPLE

“ The bill came up for a vote on the Senate floor, as scheduled. However, before the bill could be voted on, a procedural motion was made to send the bill to a second Committee (Judiciary A) instead of debating it on the Senate floor. The stated rationale was simply to ‘follow the process,’ but the unstated goal was clearly to kill the bill. ”

- LABI PRESIDENT & CEO STEPHEN WAGUESPACK



### DID YOU KNOW...



The number of car accidents in Louisiana is just slightly higher than the national average, and the claims for property damage are in line with the number of car accidents — slightly higher than the national average. However, the rate of claims for bodily injuries in Louisiana is almost twice the national average. This unusually high number is a driving factor behind Louisiana’s high auto insurance rates and limited market capacity.



Louisiana’s car insurance rates are second highest in the nation at an average annual premium cost of \$2,225, compared to the national average of \$1,427.




According to The Center for Disease Control Studies (CDC), wearing a seat belt is the most effective way to prevent death and serious injuries in a crash.



According to the National Highway Traffic Safety Administration, the risk of fatal injury is reduced by 45% to 60% and the risk of moderate-to-critical injury is reduced by fifty to 65 % by simply wearing a seat belt. While only one in seven passengers do not buckle up, 53% of motorists killed in crashes in 2009 were not wearing restraints.



"Parents love choices when it comes to educating their children. #SchoolChoice #ParentsKnowBest"  
- Rep. Nancy Landry (R-Lafayette) 

# ISSUE: EDUCATION & WORKFORCE DEVELOPMENT

---

Louisiana taxpayers fared well in the education arena, as the governor's education package to minimize the percentage of student test scores in teacher evaluations, ease the rules to earn teacher tenure and limit access to school vouchers were all deferred early. LABI and our partner education reform advocates also successfully defended against attacks on charter schools and accountability, strongly signaling that citizens have become invested in school choice and performance for their tax dollars.

Early childhood education is increasingly becoming a state priority. LABI supported legislation that became law to establish a commission to examine governance and other issues that are important in providing affordable access to quality child care options. The school financing formula, known as the Minimum Foundation Program (MFP), was adopted at the standstill budget level of \$3.7 billion.

Higher education's budget was ultimately funded for Fiscal Year 2019, including the TOPS program. Even with numerous bills that proposed to amend TOPS, the program remains substantively unchanged although it continues to be a political football in ongoing budget discussions.



## ***DID YOU KNOW...***



This year, the Louisiana Supreme Court overturned a lower court decision ruling that charter schools are indeed public schools - a huge victory for parents across the state.

# ISSUE: EMPLOYEE RELATIONS

---

LABI effectively stopped numerous bills this session that sought to impose new requirements on employers in Louisiana. Several bills were also filed to enhance union organizing through quotas or local government mandates. A number of workers' compensation bills were introduced that would have made the system more expensive for employers and their comp insurers. All of this legislation harmful to job creators was either defeated on the Senate floor or in the House Labor Committee.

## ***DID YOU KNOW...***

**MYTH:** Louisiana needs more laws to ensure equal pay.



**FACT:** A woman's right to equal pay is firmly protected in federal and state law today. LABI supported legislation in 2014 that codified the federal Equal Pay Act into state law.

LABI'S VP OF GOVERNMENT RELATIONS JIM PATTERSON  
SPEAKS WITH SENATOR BARROW PEACOCK

# ISSUE: ENERGY & ENVIRONMENTAL QUALITY

---

LABI and our partners successfully passed a new law to institute penalties for damage to critical infrastructure. This necessary piece of legislation will deter dangerous trespass on these sites, which not only puts the trespassers at risk of physical harm, but also risks the safety of law-abiding citizens working at or living near the site. This same industry coalition also fended off several costly mandates for Louisiana facilities including excessive air quality monitoring, extensive water testing and prohibitions on industry activities.





# ISSUE: GOVERNMENTAL REFORM

---


As the Legislature sought ways to balance the budget, LABI supported several major reforms to state government that would save taxpayer dollars over time.

First, LABI worked with a large coalition to promote a Constitutional Convention to address challenges that have plagued the state for generations. (See a list of coalition members on Appendix page VI.) Legislation ultimately failed on the House floor that would have called for a limited Constitutional Convention to create the reliable government, infrastructure, education system and economy our citizens need. LABI will continue to support a comprehensive set of reforms and solutions going forward.

Second, LABI supported legislation proposed by the Louisiana State Employees' Retirement System (LASERS) to establish a mandatory new hybrid retirement plan for rank-and-file state employees hired after January 2020. It would have reduced state liabilities and been more attractive to younger, more mobile workers. The bill stalled in the Senate chamber after the governor expressed opposition to reforming the public pension systems.

## *THE PLAN TO REFORM RETIREMENT...*

- For those members choosing not to retire from LASERS, the defined contribution component offered more portability than is currently available.
- The member contribution to the new plan would have been set at 8% (4% to the defined benefit component and four percent to the defined contribution component).
- The members would have individual defined contribution accounts with the ability to manage those accounts.
- Members would have been eligible to retire at age 65, and Cost-of-Living-Adjustments (COLAs) would have been pre-funded in the new plan at 2% every other year-but only when the system is at least 65 percent funded.
- The new plan would have eliminated the inefficient and unnecessarily expensive experience account method of cost-of-living adjustments for new employees.



LABI'S DIRECTOR OF HEALTH CARE RENEE AMAR SPEAKS WITH REPRESENTATIVE FRANK HOFFMANN

## ISSUE: HEALTH CARE

---

Much of the health care debate in the Legislature focused on the Medicaid program, and LABI supported bills to reduce and prevent fraud that were filed in multiple sessions but died in the process.

Several employer-related health care issues also surfaced this session. First, expensive health insurance mandates were opposed by LABI, eventually stalling in the House Appropriations Committee. Second, reinsurance legislation to apply a fee to every health insurance policy in the state failed to pass in the Senate. Finally, LABI supported successful legislation aimed at reforming the way the Louisiana State Board of Medical Examiners (LSBME) conducts business after several years of concerns of board overreach. The new law adds a consumer to the board and separates investigative and executive authority.

### ***DID YOU KNOW...***

In Louisiana, medicaid has grown to a \$12.5 billion annual program making up 40% of the state's budget.





## ISSUE: SMALL BUSINESS

---

LABI successfully defended small business owners from the perennial round of expensive mandates. The House Labor Committee and the Senate floor tabled increases to the minimum wage, efforts to bring more lawsuits against employers and other attempts to over-regulate small businesses.

Several LABI-supported bills became law. Legislation passed to set up a systematic study of occupational licenses in order to reduce barriers to entrepreneurship and employment. LABI strongly supported legislation that will serve as a catalyst for regulatory reform, bringing much-needed transparency to processes that overly burden small business owners.

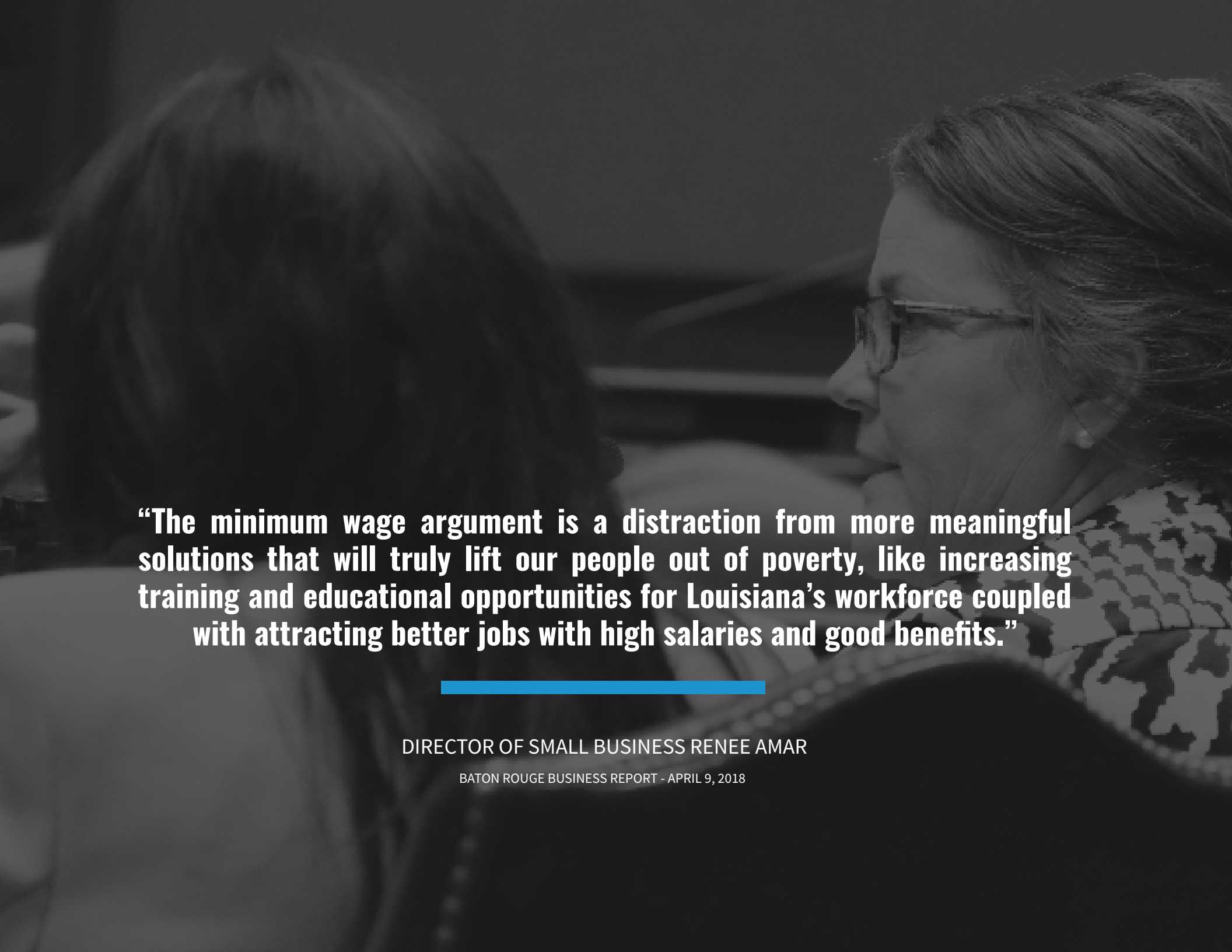
**53%** of Louisiana employees work for a small business equating to **917,466** employees

***DID YOU KNOW...***

Small businesses make up **70%** of LABI’s statewide membership



Small firms generated **32.7%** of Louisiana’s **\$47.6 billion** in total exports.



**“The minimum wage argument is a distraction from more meaningful solutions that will truly lift our people out of poverty, like increasing training and educational opportunities for Louisiana’s workforce coupled with attracting better jobs with high salaries and good benefits.”**

---

DIRECTOR OF SMALL BUSINESS RENEE AMAR

BATON ROUGE BUSINESS REPORT - APRIL 9, 2018

“SWLA has benefited from a significant growth in the industrial sector. In order to stay competitive with our neighboring states we need to assure our business community we will maintain the exemption on MM&E. Applying an additional tax to business inputs is not only bad tax policy but also shifts the tax burden to the consumer which is ultimately an increased cost to the Louisiana taxpayer.”

- Rep. Stephen Dwight (R-Lake Charles)



# ISSUE: TAXATION & FINANCE

The governor called the Legislature into three special sessions with a goal of addressing a state budget shortfall created by the expiration of temporary taxes. The first session stalemated as Republicans rejected new revenue from income taxes and Democrats rejected new revenue from sales taxes. When the Legislature convened the second special session on the heels of a shortened regular session, the shortfall projection had diminished from more than \$1 billion to roughly \$500 million. Yet, there remained disagreement over whether to approach the shortfall with budget cuts or by retaining portions of the expiring temporary taxes, and again the Legislature failed to resolve the deficit.

Finally, in a third special session, members agreed to a seven-year extension of .45% of the temporary 1% state sales tax. LABI

worked diligently with the House and Senate to maintain an agreement on sales tax legislation that did not overly burden the economy. LABI insisted that business utilities be taxed at no more than 2% and manufacturing machinery and equipment (MM&E) be fully exempted.

Meanwhile, throughout this chaotic time, several budget reforms were successful for the first time, including the repeal of a few dozen statutory dedications, the lowering of the state’s expenditure limit and the creation of Louisiana Checkbook to shine more light on state spending. (See LABI’s summary of the Checkbook law and a list of supportive organizations on Appendix pages II-V.)

In the regular session, LABI successfully defended against bills that would have permitted the filing of tax legislation in non-

fiscal sessions. LABI supported legislation that would have created a new incentive for local job creation called a stipulated tax payment, allowing local governments and businesses to negotiate a lower property tax amount the business would pay, which unfortunately failed to clear the Senate Revenue and Fiscal Affairs Committee.

## DID YOU KNOW...



In anticipation of the *Wayfair* decision by the U.S. Supreme Court, the Louisiana Legislature enacted a remote seller bill during the second special session in an attempt to begin collecting sales taxes from online purchases. But because Louisiana has an overly complicated state and local tax system, the revenue department is not yet ready to implement the statute. LABI urges legislators to take this opportunity to simplify the sales tax system with centralized collections.

## DID YOU KNOW >>>>

BUSINESSES IN LOUISIANA ARE SUBJECT TO **THE HIGHEST** LOCAL SALES TAX IN THE NATION ON MANUFACTURING MACHINERY AND EQUIPMENT.



# LOUISIANA NEEDS THOUGHTFUL REFORMS

# ISSUE: TECHNOLOGY

---

LABI opposed an attempt this session to develop a new state regulation for internet privacy procedures that would have caused inadvertent consequences for both internet service providers (ISPs) as well as taxpayers. Current federal laws enforced by the Federal Trade Commission (FTC) and state attorneys general already require all actors in the communications space to guard personal information. The cost and consequences of this new overly burdensome regulation would have made it more challenging for ISPs to maintain and expand their services and invest in innovation. The instrument stalled in the House Commerce Committee.





“That and the @Uber /@lyft bill. Citizens want to be able to access technologies and experiences available to them in other states.”  
- Sen. Norby Chabert (R-Houma) 

# ISSUE: TOURISM, TRADE & TRANSPORTATION

LABI supported several bills to bring more innovation and focus to improve Louisiana’s transportation infrastructure. First, LABI again joined with the “Let’s Geaux Louisiana” coalition partners to support the creation of a single set of statewide rules for ridesharing companies in Louisiana, such as Lyft and Uber, bringing more economic opportunities and expanding access to reliable transportation. Despite the overwhelming support of a broad coalition of stakeholders across the state, approval of more than a supermajority of the House and an incredible grassroots campaign, the legislation again failed in the Senate Judiciary A Committee.

Also this year, LABI successfully supported the adoption of a Constitutional Amendment to remove the authority to spend limited Transportation Trust Fund dollars for state police for traffic control functions, redirecting it from infrastructure. Louisiana voters will get the final say on the ballot this fall.



## ***DID YOU KNOW...***



Louisiana is one of just five states that has not yet created a clear framework to allow Transportation Network Companies (TNC), such as Lyft and Uber, to operate statewide. Instead, a patchwork of inconsistent local regulations allows some communities to have access to ridesharing while others don’t. HB 749 in the regular legislative session would have allowed drivers to earn wages across parish lines without confusion.

A black and white photograph of a woman with long dark hair, wearing a dark top, sitting at a conference table. She is looking to her right and speaking into a microphone. The table in front of her has several papers, a pen, and a notebook. Other people are visible in the background, also seated at the table. The overall atmosphere is professional and focused.

**“WE NEED TO START EMBRACING THE INNOVATION...  
BECAUSE WE ARE LAST IN EVERYTHING.”**

---

DIRECTOR OF TRADE, TRANSPORTATION AND TOURISM COURTNEY BAKER

# HOUSE

# SCORECARD

# The

## SNAPSHOT

# SENATE

ABRAHAM, MARK	100%	GISCLAIR, JERRY	60%
ABRAMSON, NEIL	63%	GLOVER, CEDRIC	36%
AMEDEE, BERYL	100%	GUINN, JOHN	69%
ANDERS, ANDY	31%	HALL, JEFF	25%
ARMES, JAMES	31%	HARRIS, JIMMY	30%
BACALA, TONY	98%	HARRIS, LANCE	75%
BAGLEY, LARRY	89%	HAVARD, KENNY	58%
BAGNERIS, JOHN	26%	HAZEL, CHRIS	79%
BARRAS, TAYLOR	94%	HENRY, CAMERON	90%
BERTHELOT, JOHNNY	94%	HENSGENS, BOB	65%
BILLIOT, ROBERT	62%	HILFERTY, STEPHANIE	96%
BISHOP, STUART	97%	HILL, DOROTHY SUE	35%
BOUIE, JOSEPH	29%	HODGES, VALARIE	96%
BRASS, KEN	40%	HOFFMANN, FRANK	56%
BROWN, CHAD	55%	HOLLIS, PAUL	97%
BROWN, TERRY	44%	HORTON, DODIE	100%
CARMODY, THOMAS	100%	HOWARD, FRANK	67%
CARPENTER, BARBARA	25%	HUNTER, MARCUS	23%
CARTER, GARY	30%	HUVAL, MIKE	93%
CARTER, ROBBY	31%	IVEY, BARRY	90%
CARTER, STEVE	91%	JACKSON, KATRINA	25%
CHANEY, CHARLES	54%	JAMES, TED	27%
CONNICK, PATRICK	100%	JEFFERSON, PATRICK	40%
COUSSAN, JEAN-PAUL	93%	JENKINS, SAM	36%
COX, KENNY R.	25%	JOHNSON, ROBERT	27%
CREWS, RAYMOND	97%	JONES, SAM	29%
CROMER, GREGORY	53%	JORDAN, EDMOND	27%
DAVIS, PAULA	89%	LANDRY, NANCY	100%
DEVILLIER, PHILLIP	100%	LANDRY, TERRY	27%
DWIGHT, STEPHEN	94%	LEBAS, H. BERNARD	27%
EDMONDS, RICK	100%	LEGER, WALT III	40%
EMERSON, JULIE	100%	LEOPOLD, CHRIS	79%
FALCONER, REID	98%	LYONS, RODNEY	27%
FOIL, FRANKLIN	94%	MACK, SHERMAN	87%
FRANKLIN, A B	33%	MAGEE, TANNER	100%
GAINES, RANDAL	29%	MARCELLE, DENISE	15%
GAROFALO, RAY	100%	MARINO, JOSEPH	87%

MCFARLAND, JACK	100%
MIGUEZ, BLAKE	100%
MILLER, DUSTIN	33%
MILLER, GREG	71%
MORRIS, JAY	61%
MORRIS, JIM	79%
NORTON, BARBARA	26%
PEARSON, KEVIN	84%
PIERRE, VINCENT	25%
POPE, ROGERS	75%
PUGH, STEVE	94%
PYLANT, STEVE	67%
REYNOLDS, GENE	67%
RICHARD, JEROME	67%
SCHEXNAYDER, CLAY	87%
SEABAUGH, ALAN	90%
SHADOIN, ROBERT	52%
SIMON, SCOTT	100%
SMITH, PAT	27%
STAGNI, JOE	67%
STEFANSKI, JOHN	100%
STOKES, JULIE	90%
TALBOT, KIRK	100%
THIBAUT, MAJOR	83%
THOMAS, POLLY	100%
WHITE, MALINDA	42%
WRIGHT, MARK	97%
ZERINGUE, JEROME	81%

ALARIO, JOHN	70%	MILLS, FRED	66%
ALLAIN, BRET	82%	MIZELL, BETH	100%
APPEL, CONRAD	100%	MORRELL, J.P.	20%
BARROW, REGINA	22%	MORRISH, DAN	68%
BISHOP, WESLEY	18%	PEACOCK, BARROW	100%
BOUDREAUX, GERALD	20%	PERRY, JONATHAN	84%
CARTER, TROY	17%	PETERSON, KAREN CARTER	10%
CHABERT, NORBY	76%	PRICE, ED	20%
CLAITOR, DAN	72%	RISER, NEIL	72%
COLOMB, YVONNE	11%	SMITH, GARY	44%
CORTEZ, PAGE	74%	SMITH, JOHN	71%
DONAHUE, JACK	100%	TARVER, GREGORY	24%
ERDEY, DALE	92%	THOMPSON, FRANCIS	59%
FANNIN, JIM	92%	WALSWORTH, MIKE	100%
GATTI, RYAN	74%	WARD, RICK	41%
HEWITT, SHARON	100%	WHITE, MACK BODI	100%
JOHNS, RONNIE	74%		
LAFLEUR, ERIC	24%		
LAMBERT, EDDIE	87%		
LONG, GERALD	68%		
LUNEAU, JAY	20%		
MARTINY, DANIEL	39%		
MILKOVICH, JOHN	42%		

THE FOLLOWING LEGISLATORS' SCORES HAVE NOT BEEN CALCULATED BECAUSE THEY WERE NOT VOTING MEMBERS FOR THE WHOLE SCORABLE PERIOD.

BROADWATER, CHRIS	N/A
DANAHAY, MIKE	N/A
DUPLESSIS, ROYCE	N/A
MORENO, HELENA	N/A
MUSCARELLO, NICHOLAS	N/A



## RANKINGS KEY:

- **MOST VALUABLE POLICYMAKERS (MVPS):** Scored 100 percent on the legislation important to LABI and the state's employers.
- **ALL-STARS:** Scored 90 percent or higher on the legislation important to LABI and the state's employers.
- **HONORABLE MENTIONS:** Scored 80 percent or higher on the legislation important to LABI and the state's employers.

# THE

# CHAMPIONS

## SNAPSHOT

### MOST VALUABLE POLICYMAKERS (MVPS)

100%

SEN. CONRAD APPEL  
SEN. JACK DONAHUE  
SEN. SHARON HEWITT  
SEN. BETH MIZELL  
SEN. BARROW PEACOCK

SEN. MIKE WALSWORTH  
SEN. MACK BODI WHITE  
REP. MARK ABRAHAM  
REP. BERYL AMEDEE  
REP. THOMAS CARMODY

REP. PATRICK CONNICK  
REP. PHILLIP DEVILLIER  
REP. RICK EDMONDS  
REP. JULIE EMERSON  
REP. RAYMOND GAROFALO

REP. DODIE HORTON  
REP. NANCY LANDRY  
REP. TANNER MAGEE  
REP. JACK MCFARLAND  
REP. BLAKE MIGUEZ

REP. SCOTT SIMON  
REP. JOHN STEFANSKI  
REP. KIRK TALBOT  
REP. POLLY THOMAS

### ALL-STARS

90% +

SEN. DALE ERDEY  
SEN. JIM FANNIN  
REP. TONY BACALA  
SPEAKER TAYLOR BARRAS  
REP. JOHN BERTHELOT

REP. STUART BISHOP  
REP. STEVE CARTER  
REP. JEAN-PAUL COUSSAN  
REP. RAYMOND CREWS  
REP. STEPHEN DWIGHT

REP. REID FALCONER  
REP. FRANKLIN FOIL  
REP. CAMERON HENRY  
REP. STEPHANIE HILFERTY  
REP. VALARIE HODGES

REP. PAUL HOLLIS  
REP. MIKE HUVAL  
REP. BARRY IVEY  
REP. STEVE PUGH  
REP. ALAN SEABAUGH

REP. JULIE STOKES  
REP. MARK WRIGHT

### HONORABLE MENTIONS

80% +

SEN. BRET ALLAIN  
SEN. EDDIE LAMBERT  
SEN. JONATHAN PERRY  
REP. LARRY BAGLEY

REP. PAULA DAVIS  
REP. SHERMAN MACK  
REP. JOSEPH MARINO  
REP. KEVIN PEARSON

REP. CLAY SCHEXNAYDER  
REP. MAJOR THIBAUT  
REP. JEROME ZERINGUE



“The only way to afford constantly expanding gov’t expenses is to grow sources of revenue, that is business/jobs/wages. Our economy is moving in the opposite direction but we still hear nothing from the Admin about reform of gov’t & alignment of spending with priorities.”  
 - Sen. Conrad Appel (R-Metairie)

# SENATE MVPs

## MOST VALUABLE POLICYMAKERS

LABI honors the seven senators whose voting record shows a dedication to the principles of free enterprise. On **100 percent** of the legislation important to LABI and the state’s employers, these legislators voted to prioritize growth in the private sector economy.



SEN. APPEL (R-METAIRIE)



SEN. DONAHUE (R-MANDEVILLE)



SEN. HEWITT (R-SLIDELL)



SEN. MIZELL (R-FRANKLINTON)



SEN. WALSWORTH (R-WEST MONROE)



SEN. PEACOCK (R-BOSSIER CITY)



SEN. WHITE (R-BATON ROUGE)

### DID YOU KNOW >>>>

IN 2015-16, 60% OF BACHELOR’S DEGREES EARNED IN LOUISIANA’S PUBLIC COLLEGES WERE AWARDED TO WOMEN. HOWEVER, ONLY 17% OF BACHELOR’S DEGREES IN ENGINEERING AND 18% IN COMPUTER SCIENCE WERE EARNED BY WOMEN.

“If you look at the U.S. Constitution, it has been amended only 27 times in 231 years. Twenty-seven times. Louisiana’s Constitution has been amended 188 times in 44 years.”

- Rep. John Stefanski (R-Crowley)



# HOUSE MVPs

## MOST VALUABLE POLICYMAKERS

LABI honors the 17 representatives whose voting record shows a dedication to the principles of free enterprise. On **100 percent** of the legislation important to LABI and the state’s employers, these legislators voted to prioritize growth in the private sector economy.



REP. ABRAHAM (R-LAKE CHARLES)



REP. AMEDEE (R-HOUMA)



REP. CARMODY (R-SHREVEPORT)



REP. CONNICK (R-MARRERO)



REP. DEVILLIER (R-EUNICE)



REP. EDMONDS (R-BATON ROUGE)



REP. EMERSON (R-CARENCRO)

### DID YOU KNOW >>>>

MANUFACTURERS EMPLOY 136,600 WORKERS IN LOUISIANA WITH AN AVERAGE ANNUAL COMPENSATION OF \$87,212.



“Easily passed House. Time for Senate to bring Uber/Lfyt to all of LA. Referring to Louisiana as one of just five states that has not yet created a clear framework to allow ride-sharing companies, such as Lyft and Uber, to operate statewide. No need to be last in this. Please contact your Senator and ask that they support HB749!”  
 - Rep. Tanner Magee (R-Houma)

# HOUSE MVPs

## MOST VALUABLE POLICYMAKERS

LABI honors the 17 representatives whose voting record shows a dedication to the principles of free enterprise. On **100 percent** of the legislation important to LABI and the state’s employers, these legislators voted to prioritize growth in the private sector economy.



REP. GAROFALO (R-CHALMETTE)



REP. HORTON (R-HAUGHTON)



REP. N. LANDRY (R-LAFAYETTE)



REP. MAGEE (R-HOUMA)



REP. MCFARLAND (R-JONESBORO)



REP. MIGUEZ (R-ERATH)



REP. SIMON (R-ABITA SPRINGS)



REP. STEFANSKI (R-CROWLEY)



REP. TALBOT (R-RIVER RIDGE)



REP. THOMAS (R-METAIRIE)

### DID YOU KNOW >>>>

MANUFACTURERS IN LOUISIANA ACCOUNT FOR 21% OF THE TOTAL OUTPUT IN THE STATE, TOTALING \$49.86 BILLION IN 2016. THE PETROCHEMICAL INDUSTRY MAKES UP THE BULK OF MANUFACTURING JOBS IN LOUISIANA.

“This is nothing more than a political maneuver and an ugly one for folks at the most vulnerable time of their lives.” - Discussing the administration’s decision to send premature nursing home eviction notices. USA Today Network, May 9, 2018  
- Sen. Jim Fannin (R-Jonesboro)



# SENATE ALL-STARs

LABI extends a special thanks to the following two senators who scored **90 percent** or higher on the 2018 LABI Scorecard. These legislators assisted LABI in advancing a platform of positive, pro-growth measures to improve Louisiana’s economy.



SEN. ERDEY (R-LIVINGSTON)



SEN. FANNIN (R-JONESBORO)

## DID YOU KNOW >>>>

99.5% OF ALL LOUISIANA BUSINESSES ARE DEFINED AS SMALL BY THE US DEPARTMENT OF COMMERCE, EMPLOYING A COLLECTIVE 917,466 PEOPLE. MOST LOUISIANA SMALL BUSINESSES ARE IN THE HEALTH CARE INDUSTRY CLOSELY FOLLOWED BY HOSPITALITY.



“When I was in local government, we always felt like if we were going to ask the public to fund a tax, we wanted to tell the public what that tax was going to be for. Is it a totally unreasonable expectation?”- Rep. Tony Bacala (R-Prairieville)

# HOUSE ALL-STARS

LABI extends a special thanks to the 20 representatives who scored **90 percent** or higher on the 2018 LABI Scorecard. These legislators assisted LABI in advancing a platform of positive, pro-growth measures to improve Louisiana’s economy.



REP. BACALA (R-PRAIRIEVILLE)



SPEAKER BARRAS (R-NEW IBERIA)



REP. BERTHELOT (R-GONZALES)



REP. BISHOP (R-LAFAYETTE)



REP. S. CARTER (R-BATON ROUGE)



REP. COUSSAN (R-LAFAYETTE)



REP. CREWS (R-BOSSIER CITY)



REP. DWIGHT (R-LAKE CHARLES)

## DID YOU KNOW >>>>

LOUISIANA CORPORATE INCOME TAX EXEMPTIONS ARE DOWN 21% SINCE 2015.

"I realize now why Louisiana is shaped like a boot because we're the kick-the-can state, just kicking the can every time."  
- Rep. Barry Ivey (R-Baton Rouge)



# HOUSE ALL-STARS

LABI extends a special thanks to the 20 representatives who scored **90 percent** or higher on the 2018 LABI Scorecard. These legislators assisted LABI in advancing a platform of positive, pro-growth measures to improve Louisiana's economy.



REP. FALCONER (R-MANDEVILLE)



REP. FOIL (R-BATON ROUGE)



REP. HENRY (R-METAIRIE)



REP. HILFERTY (R-METAIRIE)



REP. HODGES (R-DENHAM SPRINGS)



REP. HOLLIS (R-COVINGTON)



REP. HUVAL (R-BREAUX BRIDGE)



REP. IVEY (R-BATON ROUGE)

## DID YOU KNOW



THE FISCAL YEAR 2019 BUDGET IS THE LARGEST IN THE HISTORY OF THE STATE.



“A good business climate must be intertwined with an educated workforce, a vibrant economy, and an excellent quality of life.”  
 - Rep. Polly Thomas (R-Metairie)

# HOUSE ALL-STARS

LABI extends a special thanks to the 20 representatives who scored **90 percent** or higher on the 2018 LABI Scorecard. These legislators assisted LABI in advancing a platform of positive, pro-growth measures to improve Louisiana’s economy.



REP. PUGH (R-PONCHATOULA)



REP. SEABAUGH (R-SHREVEPORT)



REP. STOKES (R-KENNER)



REP. WRIGHT (R-COVINGTON)

## DID YOU KNOW >>>>

IN 2017, MORE LOUISIANA STUDENTS GRADUATED FROM HIGH SCHOOL IN FOUR YEARS THAN EVER BEFORE, AND A RECORD-BREAKING 52% OF ALL GRADUATES QUALIFIED FOR A TOPS AWARD FOR POST-SECONDARY EDUCATION.



“We simply cannot continue to grow the size of government while we have the slowest economy in America and while families and businesses are continuing to leave the state.”  
- Rep. Paula Davis (R-Baton Rouge) The Daily Advertiser, June 19, 2018



# HOUSE/SENATE HONORABLE MENTIONS

LABI recognizes the following senators and representatives who scored **80 percent** or higher on the 2018 LABI Scorecard. These legislators assisted LABI in prioritizing jobs and Louisiana’s business climate.

**SEN. BRET ALLAIN (R - FRANKLIN)**

**SEN. EDDIE LAMBERT (R-GONZALES)**

**SEN. JONATHAN PERRY (R-KAPLAN)**

**REP. LARRY BAGLEY (R-STONEWALL)**

**REP. PAULA DAVIS (R - BATON ROUGE)**

**REP. SHERMAN MACK (R - ALBANY)**

**REP. JOSEPH MARINO (I - GRETNA)**

**REP. KEVIN PEARSON (R - SLIDELL)**

**REP. CLAY SCHEXNAYDER (R - GONZALES)**

**REP. MAJOR THIBAUT (D-NEW ROADS)**

**REP. JEROME ZERINGUE (R - HOUMA)**

## DID YOU KNOW >>>>

WHILE THE FISCAL CLIFF FOR FISCAL YEAR 2019 WAS PROJECTED TO BE \$1.2 BILLION, IT GRADUALLY SHRANK TO \$994 MILLION THEN \$648 MILLION. ULTIMATELY, \$496 MILLION IN NEW SALES TAXES CLOSED THE DEFICIT.

# THE METHODOLOGY.



A check indicates the legislator voted with LABI's position on a bill.



An X indicates the legislator voted opposite of LABI's position on a bill. An X will deduct from their overall score.



An A indicates that the legislator was absent when LABI did not need their support on a vote.



An A- indicates that the legislator was absent when LABI needed their support on a vote. An A- will deduct from their overall score.

# SENATE

	2016 SCORE			2017 SCORE			2018 SCORE			CUMULATIVE	SB 6 INCEN- TIVES CUT EXT	SB 13 LA CHECKBOOK	SB 117 EQUAL PAY AND STATE CONTRACTS	SB 139 PRESCRIPTION	SB 149 WAGE DISCLOSURE	SB 162 MIN WAGE
	POSSIBLE	EARNED	SCORE	POSSIBLE	EARNED	SCORE	POSSIBLE	EARNED	SCORE		POINTS (N) 100 WITH LABI 17 AGAINST LABI 20 ABSENT 2	POINTS (Y) 100 WITH LABI 34 AGAINST LABI 0 ABSENT 5	POINTS (N) 100 WITH LABI 20 AGAINST LABI 18 ABSENT 1	POINTS (N) 100 WITH LABI 18 AGAINST LABI 12 ABSENT 9	POINTS (N) 100 WITH LABI 23 AGAINST LABI 15 ABSENT 1	POINTS (N) 125 WITH LABI 21 AGAINST LABI 17 ABSENT 1
Alario	2175	700	32%	1,225	925	76%	1250	875	70%	54%	x	✓	✓	✓	✓	✓
Allain	2175	1225	56%	1,225	1,225	100%	1250	1025	82%	75%	✓	✓	✓	✓	✓	✓
Appel	2175	2050	94%	1,225	1,150	94%	1100	1100	100%	96%	✓	✓	✓	✓	✓	✓
Barrow	2175	100	5%	1,225	475	39%	1150	250	22%	18%	x	✓	x	A	x	x
Bishop	1975	200	10%	1,225	475	39%	1100	200	18%	20%	x	✓	x	x	x	x
Boudreaux	2175	325	15%	1,225	325	27%	1250	250	20%	19%	x	✓	x	x	x	x
Carter	2175	350	16%	1,225	300	24%	1200	200	17%	18%	x	✓	x	x	x	x
Chabert	2175	1100	51%	1,225	950	78%	1150	875	76%	64%	✓	✓	✓	A	✓	✓
Claitor	2175	1450	67%	1,225	1,075	88%	1250	900	72%	74%	✓	✓	✓	x	✓	✓
Colomb	2025	275	14%	1,175	225	19%	950	100	11%	14%	A	A-	x	A	x	x
Cortez	2175	1100	51%	1,225	1,225	100%	1250	925	74%	70%	✓	✓	x	x	✓	✓
Donahue	1725	1600	93%	1,225	1,075	88%	1050	1050	100%	96%	A	A	✓	✓	✓	✓
Erdey	2175	550	25%	1,225	600	49%	1200	1100	92%	52%	✓	✓	x	✓	✓	✓
Fannin	2175	1100	51%	1,125	550	49%	1250	1150	92%	62%	x	✓	✓	✓	✓	✓
Gatti	2175	475	22%	1,125	1,075	96%	775	575	74%	52%	x	✓	✓	A	✓	✓
Hewitt	2175	1750	80%	1,225	1,200	98%	1150	1150	100%	90%	✓	✓	✓	A	✓	✓
Johns	2175	1150	53%	1,225	1,025	84%	1250	925	74%	67%	✓	✓	x	✓	✓	✓
LaFleur	1350	150	11%	925	625	68%	1050	250	24%	31%	x	A-	x	A	✓	x
Lambert	1925	900	47%	1,225	1,175	96%	1150	1000	87%	72%	✓	✓	✓	A	✓	✓
Long	1925	700	36%	1,125	725	64%	1250	850	68%	53%	✓	✓	✓	✓	✓	x
Luneau	2175	350	16%	1,225	475	39%	1250	250	20%	23%	x	✓	x	x	x	x
Martiny	1800	475	26%	925	475	51%	1150	450	39%	36%	x	✓	✓	✓	x	x
Milkovich	2175	650	30%	1,225	725	59%	1250	525	42%	41%	x	✓	✓	x	✓	x
Mills	2175	900	41%	1,225	775	63%	1250	825	66%	54%	x	✓	x	✓	x	✓
Mizell	2175	1775	82%	1,225	1,200	98%	1250	1250	100%	91%	✓	✓	✓	✓	✓	✓
Morrell	2175	200	9%	1,225	350	29%	1250	250	20%	17%	x	✓	x	x	x	x
Morrish	2175	900	41%	1,125	475	42%	1100	750	68%	48%	✓	✓	✓	A	x	x
Peacock	2175	1650	76%	1,225	1,225	100%	1250	1250	100%	89%	✓	✓	✓	✓	✓	✓
Perry	2175	1450	67%	1,225	900	73%	1250	1050	84%	73%	✓	✓	x	✓	✓	✓
Peterson	2025	200	10%	1,125	350	31%	1050	100	10%	15%	x	✓	x	A	x	x
Price	N/A	N/A	N/A	N/A	N/A	N/A	1250	250	20%	20%	x	✓	x	x	x	x
Riser	2175	2125	98%	1,175	750	64%	1250	900	72%	79%	✓	✓	x	✓	✓	✓
Smith, G.	2175	900	41%	1,225	625	51%	1250	550	44%	45%	x	✓	✓	x	x	x
Smith, J.	1875	950	51%	1,225	575	47%	700	500	71%	53%	x	A-	A	✓	A	A
Tarver	2175	800	37%	1,075	375	35%	1250	300	24%	33%	x	A-	x	x	x	x
Thompson	2175	800	37%	1,125	475	42%	1150	675	59%	44%	x	✓	x	✓	✓	x
Walsworth	2175	2050	94%	1,225	1,100	90%	1250	1250	100%	95%	✓	✓	✓	✓	✓	✓
Ward	2175	675	31%	1,175	475	40%	1150	475	41%	36%	x	✓	✓	x	x	✓
White	2175	1550	71%	1,075	825	77%	1250	1250	100%	81%	✓	✓	✓	✓	✓	✓

# SENATE

	2016 SCORE			2017 SCORE			2018 SCORE			CUMULATIVE	SB 221 RENAME LWC	SB 382 SEATBELT EVIDENCE	SB 536 WORKERS' COMP	HB 27 AMEND BY ALLAIN - SALES TAX	HB 27 AMEND BY MORRELL - SALES TAX	HB 676 EARLY CHILDHOOD
	POSSIBLE	EARNED	SCORE	POSSIBLE	EARNED	SCORE	POSSIBLE	EARNED	SCORE		POINTS (N) 100 WITH LABI 21 AGAINST LABI 14 ABSENT 4	POINTS (N) 150 WITH LABI 16 AGAINST LABI 21 ABSENT 2	POINTS (N) 100 WITH LABI 22 AGAINST LABI 12 ABSENT 5	POINTS (Y) 100 WITH LABI 36 AGAINST LABI 2 ABSENT 1	POINTS (N) 125 WITH LABI 15 AGAINST LABI 22 ABSENT 2	POINTS (Y) 50 WITH LABI 32 AGAINST LABI 1 ABSENT 6
Alario	2175	700	32%	1,225	925	76%	1250	875	70%	54%	✓	×	✓	✓	×	✓
Allain	2175	1225	56%	1,225	1,225	100%	1250	1025	82%	75%	×	✓	✓	✓	×	✓
Appel	2175	2050	94%	1,225	1,150	94%	1100	1100	100%	96%	✓	A	✓	✓	✓	✓
Barrow	2175	100	5%	1,225	475	39%	1150	250	22%	18%	×	×	×	✓	×	✓
Bishop	1975	200	10%	1,225	475	39%	1100	200	18%	20%	A	×	×	✓	×	A
Boudreaux	2175	325	15%	1,225	325	27%	1250	250	20%	19%	×	×	×	✓	×	✓
Carter	2175	350	16%	1,225	300	24%	1200	200	17%	18%	×	×	×	✓	×	A
Chabert	2175	1100	51%	1,225	950	78%	1150	875	76%	64%	✓	×	✓	✓	×	✓
Claitor	2175	1450	67%	1,225	1,075	88%	1250	900	72%	74%	✓	×	×	✓	✓	✓
Colomb	2025	275	14%	1,175	225	19%	950	100	11%	14%	×	×	A	✓	×	A-
Cortez	2175	1100	51%	1,225	1,225	100%	1250	925	74%	70%	✓	✓	✓	✓	×	✓
Donahue	1725	1600	93%	1,225	1,075	88%	1050	1050	100%	96%	✓	✓	✓	✓	✓	✓
Erdey	2175	550	25%	1,225	600	49%	1200	1100	92%	52%	✓	✓	✓	✓	✓	A
Fannin	2175	1100	51%	1,125	550	49%	1250	1150	92%	62%	✓	✓	✓	✓	✓	✓
Gatti	2175	475	22%	1,125	1,075	96%	775	575	74%	52%	A	A	×	✓	A	✓
Hewitt	2175	1750	80%	1,225	1,200	98%	1150	1150	100%	90%	✓	✓	✓	✓	✓	✓
Johns	2175	1150	53%	1,225	1,025	84%	1250	925	74%	67%	×	✓	✓	✓	×	✓
LaFleur	1350	150	11%	925	625	68%	1050	250	24%	31%	×	×	A	✓	×	✓
Lambert	1925	900	47%	1,225	1,175	96%	1150	1000	87%	72%	✓	×	✓	✓	✓	✓
Long	1925	700	36%	1,125	725	64%	1250	850	68%	53%	✓	×	✓	✓	×	✓
Luneau	2175	350	16%	1,225	475	39%	1250	250	20%	23%	×	×	×	✓	×	✓
Martiny	1800	475	26%	925	475	51%	1150	450	39%	36%	A	×	×	✓	×	✓
Milkovich	2175	650	30%	1,225	725	59%	1250	525	42%	41%	✓	×	×	×	✓	×
Mills	2175	900	41%	1,225	775	63%	1250	825	66%	54%	✓	✓	✓	✓	×	✓
Mizell	2175	1775	82%	1,225	1,200	98%	1250	1250	100%	91%	✓	✓	✓	✓	✓	✓
Morrell	2175	200	9%	1,225	350	29%	1250	250	20%	17%	×	×	✓	A	×	✓
Morrish	2175	900	41%	1,125	475	42%	1100	750	68%	48%	✓	✓	✓	✓	×	A
Peacock	2175	1650	76%	1,225	1,225	100%	1250	1250	100%	89%	✓	✓	✓	✓	✓	✓
Perry	2175	1450	67%	1,225	900	73%	1250	1050	84%	73%	✓	✓	×	✓	✓	✓
Peterson	2025	200	10%	1,125	350	31%	1050	100	10%	15%	×	×	A	×	×	A-
Price	N/A	N/A	N/A	N/A	N/A	N/A	1250	250	20%	20%	×	×	×	✓	×	✓
Riser	2175	2125	98%	1,175	750	64%	1250	900	72%	79%	×	×	✓	✓	✓	✓
Smith, G.	2175	900	41%	1,225	625	51%	1250	550	44%	45%	✓	×	✓	✓	×	✓
Smith, J.	1875	950	51%	1,225	575	47%	700	500	71%	53%	A	✓	✓	✓	A	✓
Tarver	2175	800	37%	1,075	375	35%	1250	300	24%	33%	×	✓	×	✓	×	✓
Thompson	2175	800	37%	1,125	475	42%	1150	675	59%	44%	✓	×	A	✓	✓	✓
Walsworth	2175	2050	94%	1,225	1,100	90%	1250	1250	100%	95%	✓	✓	✓	✓	✓	✓
Ward	2175	675	31%	1,175	475	40%	1150	475	41%	36%	×	×	A	✓	×	✓
White	2175	1550	71%	1,075	825	77%	1250	1250	100%	81%	✓	✓	✓	✓	✓	✓

# HOUSE

	2016 SCORE			2017 SCORE			2018 SCORE				HB 19 INCENTIVES CUT EXT.	HB 23 HAVARD AMEND - BIZ. UTILS. TAX	HB 29 LA CHECKBOOK	HB 343 RIGHTS OF TEACHERS	HB 480 MEDICAID FRAUD DETECTION
	POSSIBLE	EARNED	SCORE	POSSIBLE	EARNED	SCORE	POSSIBLE	EARNED	SCORE	CUMULATIVE	POINTS (N) 100 WITH LABI 53 AGAINST LABI 51 ABSENT 3	POINTS (N) 200 WITH LABI 69 AGAINST LABI 36 ABSENT 2	POINTS (Y) 100 WITH LABI 105 AGAINST LABI 0 ABSENT 2	POINTS (Y) 100 WITH LABI 53 AGAINST LABI 36 ABSENT 12	POINTS (Y) 100 WITH LABI 59 AGAINST LABI 31 ABSENT 15
Abraham	2,150	1,100	<b>51%</b>	975	975	<b>100%</b>	1549	1549	<b>100%</b>	78%	✓	✓	✓	✓	✓
Abramson	2,025	775	<b>38%</b>	900	800	<b>89%</b>	1249	783	<b>63%</b>	56%	×	✓	✓	✓	A-
Amedee	2,300	2,300	<b>100%</b>	975	800	<b>82%</b>	1549	1549	<b>100%</b>	96%	✓	✓	✓	✓	✓
Anders	2,300	375	<b>16%</b>	975	375	<b>38%</b>	1549	483	<b>31%</b>	26%	×	×	✓	×	A-
Armes	2,100	450	<b>21%</b>	700	25	<b>4%</b>	1083	333	<b>31%</b>	21%	×	×	✓	×	×
Bacala	2,300	1,900	<b>83%</b>	975	950	<b>97%</b>	1549	1516	<b>98%</b>	91%	✓	✓	✓	✓	✓
Bagley	2,300	1,250	<b>54%</b>	925	725	<b>78%</b>	1449	1283	<b>89%</b>	70%	✓	✓	✓	×	✓
Bagneris	2,300	650	<b>28%</b>	925	400	<b>43%</b>	1449	383	<b>26%</b>	31%	×	×	✓	×	×
Barras	2,150	1,900	<b>88%</b>	975	975	<b>100%</b>	1549	1449	<b>94%</b>	93%	×	✓	✓	✓	✓
Berthelot	2,300	1,875	<b>82%</b>	975	850	<b>87%</b>	1549	1450	<b>94%</b>	87%	✓	✓	✓	✓	✓
Billiot	2,300	675	<b>29%</b>	975	975	<b>100%</b>	1549	966	<b>62%</b>	54%	×	×	✓	✓	✓
Bishop	2,200	1,725	<b>78%</b>	975	975	<b>100%</b>	1549	1499	<b>97%</b>	89%	✓	✓	✓	✓	✓
Bouie	2,225	350	<b>16%</b>	975	450	<b>46%</b>	1299	383	<b>29%</b>	26%	×	×	✓	×	×
Brass	N/A	N/A	<b>N/A</b>	N/A	N/A	<b>N/A</b>	1549	616	<b>40%</b>	40%	×	✓	✓	×	×
Broadwater	2,000	1,025	<b>51%</b>	825	725	<b>88%</b>	N/A	N/A	N/A	62%	A	✓	✓	A	A
Brown, C.	2,300	1,025	<b>45%</b>	850	750	<b>88%</b>	1549	849	<b>55%</b>	56%	×	✓	✓	✓	A-
Brown, T.	2,225	775	<b>35%</b>	975	525	<b>54%</b>	1549	683	<b>44%</b>	42%	×	×	✓	×	✓
Carmody	2,300	1,925	<b>84%</b>	975	650	<b>67%</b>	1549	1549	<b>100%</b>	85%	✓	✓	✓	✓	✓
Carpenter	2,300	500	<b>22%</b>	975	425	<b>44%</b>	1383	350	<b>25%</b>	27%	×	×	✓	A	×
Carter, G.	1,975	550	<b>28%</b>	975	425	<b>44%</b>	1399	416	<b>30%</b>	32%	×	×	✓	A-	×
Carter, R.	2,300	150	<b>7%</b>	975	375	<b>38%</b>	1549	483	<b>31%</b>	21%	×	×	✓	×	×
Carter, S.	2,300	1,725	<b>75%</b>	975	900	<b>92%</b>	1549	1416	<b>91%</b>	84%	✓	✓	✓	✓	✓
Chaney	2,300	750	<b>33%</b>	975	700	<b>72%</b>	1549	833	<b>54%</b>	47%	×	✓	✓	×	✓
Connick	2,300	1,100	<b>48%</b>	750	750	<b>100%</b>	1549	1549	<b>100%</b>	74%	✓	✓	✓	✓	✓
Coussan	2,300	2,050	<b>89%</b>	975	825	<b>85%</b>	1449	1349	<b>93%</b>	89%	✓	✓	✓	✓	✓
Cox	2,300	350	<b>15%</b>	925	250	<b>27%</b>	1549	383	<b>25%</b>	21%	×	×	✓	×	×
Crews	N/A	N/A	<b>N/A</b>	950	925	<b>97%</b>	1449	1399	<b>97%</b>	97%	✓	✓	✓	✓	A
Cromer	2,300	1,925	<b>84%</b>	975	700	<b>72%</b>	1299	683	<b>53%</b>	72%	✓	✓	✓	✓	A-
Danahay	2,075	1,075	<b>52%</b>	975	975	<b>100%</b>	N/A	N/A	N/A	67%	A	✓	✓	×	×
Davis	2,300	2,150	<b>93%</b>	975	900	<b>92%</b>	1549	1383	<b>89%</b>	92%	✓	✓	✓	✓	A-
DeVillier	2,300	1,775	<b>77%</b>	975	975	<b>100%</b>	1549	1549	<b>100%</b>	89%	✓	✓	✓	✓	✓
Duplessis	N/A	N/A	<b>N/A</b>	N/A	N/A	N/A	N/A	N/A	N/A	N/A	×	A	A	×	×
Dwight	2,300	1,500	<b>65%</b>	975	875	<b>90%</b>	1549	1449	<b>94%</b>	79%	✓	✓	✓	A-	✓
Edmonds	2,300	2,300	<b>100%</b>	975	825	<b>85%</b>	1549	1549	<b>100%</b>	97%	✓	✓	✓	✓	✓
Emerson	2,150	2,150	<b>100%</b>	975	975	<b>100%</b>	1449	1449	<b>100%</b>	100%	✓	✓	✓	A	✓
Falconer	2,075	1,175	<b>57%</b>	925	775	<b>84%</b>	1549	1516	<b>98%</b>	76%	✓	✓	✓	✓	✓
Foil	2,300	1,275	<b>55%</b>	975	900	<b>92%</b>	1549	1449	<b>94%</b>	75%	✓	✓	✓	✓	✓
Franklin	2,300	500	<b>22%</b>	975	700	<b>72%</b>	1549	516	<b>33%</b>	36%	×	×	✓	×	×
Gaines	1,900	350	<b>18%</b>	975	600	<b>62%</b>	1449	416	<b>29%</b>	32%	×	×	✓	A-	×

# HOUSE

## 2016 SCORE

## 2017 SCORE

## 2018 SCORE

## HB 500 CONSTITUTIONAL CONVENTION

## HB 541 TAX BILLS IN EVERY SESSION

## HB 561 DEREG OF FLORISTS

## HB 564 DEREG OF HAIR BRAIDERS

## HB 676 EARLY CHILDHOOD

	2016 SCORE			2017 SCORE			2018 SCORE			CUMULATIVE	POINTS (Y) 250 WITH LABI 52 AGAINST LABI 47 ABSENT 6	POINTS (N) 150 WITH LABI 51 AGAINST LABI 39 ABSENT 17	POINTS (Y) 33 WITH LABI 61 AGAINST LABI 29 ABSENT 17	POINTS (Y) 33 WITH LABI 44 AGAINST LABI 44 ABSENT 19	POINTS (Y) 50 WITH LABI 90 AGAINST LABI 0 ABSENT 17
	POSSIBLE	EARNED	SCORE	POSSIBLE	EARNED	SCORE	POSSIBLE	EARNED	SCORE						
Abraham	2,150	1,100	51%	975	975	100%	1549	1549	100%	78%	✓	✓	✓	✓	✓
Abramson	2,025	775	38%	900	800	89%	1249	783	63%	56%	✓	A	A-	A-	A
Amedee	2,300	2,300	100%	975	800	82%	1549	1549	100%	96%	✓	✓	✓	✓	✓
Anders	2,300	375	16%	975	375	38%	1549	483	31%	26%	×	×	×	×	✓
Armes	2,100	450	21%	700	25	4%	1083	333	31%	21%	×	A	A	A	A
Bacala	2,300	1,900	83%	975	950	97%	1549	1516	98%	91%	✓	✓	✓	✓	✓
Bagley	2,300	1,250	54%	925	725	78%	1449	1283	89%	70%	✓	✓	×	×	✓
Bagneris	2,300	650	28%	925	400	43%	1449	383	26%	31%	×	×	×	×	✓
Barras	2,150	1,900	88%	975	975	100%	1549	1449	94%	93%	✓	✓	✓	✓	✓
Berthelot	2,300	1,875	82%	975	850	87%	1549	1450	94%	87%	✓	✓	×	×	✓
Billiot	2,300	675	29%	975	975	100%	1549	966	62%	54%	✓	×	✓	×	✓
Bishop	2,200	1,725	78%	975	975	100%	1549	1499	97%	89%	✓	✓	✓	✓	A-
Bouie	2,225	350	16%	975	450	46%	1299	383	29%	26%	×	A	×	×	✓
Brass	N/A	N/A	N/A	N/A	N/A	N/A	1549	616	40%	40%	×	×	✓	×	✓
Broadwater	2,000	1,025	51%	825	725	88%	N/A	N/A	N/A	62%	A	A	A	A	A
Brown, C.	2,300	1,025	45%	850	750	88%	1549	849	55%	56%	×	×	✓	✓	✓
Brown, T.	2,225	775	35%	975	525	54%	1549	683	44%	42%	×	×	×	×	✓
Carmody	2,300	1,925	84%	975	650	67%	1549	1549	100%	85%	✓	✓	✓	✓	✓
Carpenter	2,300	500	22%	975	425	44%	1383	350	25%	27%	×	×	A	×	✓
Carter, G.	1,975	550	28%	975	425	44%	1399	416	30%	32%	×	A	✓	A-	✓
Carter, R.	2,300	150	7%	975	375	38%	1549	483	31%	21%	×	×	×	×	✓
Carter, S.	2,300	1,725	75%	975	900	92%	1549	1416	91%	84%	✓	✓	✓	×	✓
Chaney	2,300	750	33%	975	700	72%	1549	833	54%	47%	×	×	×	×	A-
Connick	2,300	1,100	48%	750	750	100%	1549	1549	100%	74%	✓	✓	✓	✓	✓
Coussan	2,300	2,050	89%	975	825	85%	1449	1349	93%	89%	✓	✓	✓	✓	✓
Cox	2,300	350	15%	925	250	27%	1549	383	25%	21%	×	×	×	×	✓
Crews	N/A	N/A	N/A	950	925	97%	1449	1399	97%	97%	✓	✓	✓	✓	A-
Cromer	2,300	1,925	84%	975	700	72%	1299	683	53%	72%	A-	A	A-	A-	✓
Danahay	2,075	1,075	52%	975	975	100%	N/A	N/A	N/A	67%	A-	✓	✓	✓	✓
Davis	2,300	2,150	93%	975	900	92%	1549	1383	89%	92%	✓	✓	A-	✓	✓
DeVillier	2,300	1,775	77%	975	975	100%	1549	1549	100%	89%	✓	✓	✓	✓	✓
Duplessis	N/A	N/A	N/A	N/A	N/A	N/A	N/A	N/A	N/A	N/A	×	×	A	×	A
Dwight	2,300	1,500	65%	975	875	90%	1549	1449	94%	79%	✓	✓	✓	✓	✓
Edmonds	2,300	2,300	100%	975	825	85%	1549	1549	100%	97%	✓	✓	✓	✓	✓
Emerson	2,150	2,150	100%	975	975	100%	1449	1449	100%	100%	✓	✓	✓	✓	✓
Falconer	2,075	1,175	57%	925	775	84%	1549	1516	98%	76%	✓	✓	A-	✓	✓
Foil	2,300	1,275	55%	975	900	92%	1549	1449	94%	75%	✓	✓	✓	✓	✓
Franklin	2,300	500	22%	975	700	72%	1549	516	33%	36%	×	×	✓	×	✓
Gaines	1,900	350	18%	975	600	62%	1449	416	29%	32%	A-	×	✓	×	✓

# HOUSE

	2016 SCORE			2017 SCORE			2018 SCORE			CUMULATIVE	HB 700 SAFETY BELT EVIDENCE	HB 727 CRIM DAMAGE TO INFRASTRUCTURE	HB 748 OCCUPATIONAL LICENSING REVIEW	HB 749 LYFT/UBER	SCR 45 CONST. CON. STUDY
	POSSIBLE	EARNED	SCORE	POSSIBLE	EARNED	SCORE	POSSIBLE	EARNED	SCORE		POINTS (Y) 100 WITH LABI 70 AGAINST LABI 25 ABSENT 12	POINTS (Y) 100 WITH LABI 97 AGAINST LABI 3 ABSENT 7	POINTS (Y) 33 WITH LABI 87 AGAINST LABI 7 ABSENT 13	POINTS (Y) 100 WITH LABI 97 AGAINST LABI 1 ABSENT 9	POINTS (N) 100 WITH LABI 55 AGAINST LABI 28 ABSENT 24
Abraham	2,150	1,100	51%	975	975	100%	1549	1549	100%	78%	✓	✓	✓	✓	✓
Abramson	2,025	775	38%	900	800	89%	1249	783	63%	56%	A-	A-	✓	✓	A
Amedee	2,300	2,300	100%	975	800	82%	1549	1549	100%	96%	✓	✓	✓	✓	✓
Anders	2,300	375	16%	975	375	38%	1549	483	31%	26%	✓	✓	✓	✓	x
Armes	2,100	450	21%	700	25	4%	1083	333	31%	21%	A	✓	✓	✓	A
Bacala	2,300	1,900	83%	975	950	97%	1549	1516	98%	91%	✓	✓	x	✓	✓
Bagley	2,300	1,250	54%	925	725	78%	1449	1283	89%	70%	✓	✓	✓	✓	A
Bagneris	2,300	650	28%	925	400	43%	1449	383	26%	31%	A-	✓	✓	✓	A
Barras	2,150	1,900	88%	975	975	100%	1549	1449	94%	93%	✓	✓	✓	✓	✓
Berthelot	2,300	1,875	82%	975	850	87%	1549	1450	94%	87%	✓	✓	x	✓	✓
Billiot	2,300	675	29%	975	975	100%	1549	966	62%	54%	✓	✓	✓	✓	x
Bishop	2,200	1,725	78%	975	975	100%	1549	1499	97%	89%	✓	✓	✓	✓	✓
Bouie	2,225	350	16%	975	450	46%	1299	383	29%	26%	x	✓	✓	✓	A
Brass	N/A	N/A	N/A	N/A	N/A	N/A	1549	616	40%	40%	x	✓	✓	✓	x
Broadwater	2,000	1,025	51%	825	725	74%	N/A	N/A	N/A	62%	A	A	A	A	A
Brown, C.	2,300	1,025	45%	850	750	88%	1549	849	55%	56%	✓	✓	✓	✓	x
Brown, T.	2,225	775	35%	975	525	54%	1549	683	44%	42%	✓	✓	✓	✓	✓
Carmody	2,300	1,925	84%	975	650	67%	1549	1549	100%	85%	✓	✓	✓	✓	✓
Carpenter	2,300	500	22%	975	425	44%	1383	350	25%	27%	x	✓	A	✓	x
Carter, G.	1,975	550	28%	975	425	44%	1399	416	30%	32%	x	✓	✓	✓	x
Carter, R.	2,300	150	7%	975	375	38%	1549	483	31%	21%	x	✓	✓	✓	✓
Carter, S.	2,300	1,725	75%	975	900	92%	1549	1416	91%	84%	✓	✓	✓	✓	x
Chaney	2,300	750	33%	975	700	72%	1549	833	54%	47%	✓	✓	✓	✓	✓
Connick	2,300	1,100	48%	750	750	100%	1549	1549	100%	74%	✓	✓	✓	✓	✓
Coussan	2,300	2,050	89%	975	825	85%	1449	1349	93%	89%	A-	✓	✓	✓	A
Cox	2,300	350	15%	925	250	27%	1549	383	25%	21%	x	✓	✓	✓	x
Crews	N/A	N/A	N/A	950	925	97%	1449	1399	97%	97%	✓	✓	✓	✓	✓
Cromer	2,300	1,925	84%	975	700	72%	1299	683	53%	72%	A-	✓	✓	A-	A
Danahay	2,075	1,075	52%	975	975	100%	N/A	N/A	N/A	67%	✓	✓	✓	✓	A
Davis	2,300	2,150	93%	975	900	92%	1549	1383	89%	92%	✓	✓	A-	✓	✓
DeVillier	2,300	1,775	77%	975	975	100%	1549	1549	100%	89%	✓	✓	✓	✓	✓
Duplessis	N/A	N/A	N/A	N/A	N/A	N/A	N/A	N/A	N/A	N/A	x	✓	A	✓	x
Dwight	2,300	1,500	65%	975	875	90%	1549	1449	94%	79%	✓	✓	✓	✓	✓
Edmonds	2,300	2,300	100%	975	825	85%	1549	1549	100%	97%	✓	✓	✓	✓	✓
Emerson	2,150	2,150	100%	975	975	100%	1449	1449	100%	100%	✓	✓	✓	✓	✓
Falconer	2,075	1,175	57%	925	775	84%	1549	1516	98%	76%	✓	✓	✓	✓	✓
Foil	2,300	1,275	55%	975	900	92%	1549	1449	94%	75%	✓	✓	✓	✓	x
Franklin	2,300	500	22%	975	700	72%	1549	516	33%	36%	✓	✓	✓	✓	x
Gaines	1,900	350	18%	975	600	62%	1449	416	29%	32%	x	✓	✓	✓	A

# HOUSE

	2016 SCORE			2017 SCORE			2018 SCORE			CUMULATIVE	HB 19 INCENTIVES	HB 23 HAVARD	HB 29 LA	HB 343 RIGHTS OF	HB 480 MEDICAID
	POSSIBLE	EARNED	SCORE	POSSIBLE	EARNED	SCORE	POSSIBLE	EARNED	SCORE		CUT EXT.	AMEND - BIZ. UTILS. TAX	CHECKBOOK	TEACHERS	FRAUD DETECTION
										POINTS (N) 100 WITH LABI 53 AGAINST LABI 51 ABSENT 3	POINTS (N) 200 WITH LABI 69 AGAINST LABI 36 ABSENT 2	POINTS (Y) 100 WITH LABI 105 AGAINST LABI 0 ABSENT 2	POINTS (Y) 100 WITH LABI 53 AGAINST LABI 36 ABSENT 12	POINTS (Y) 100 WITH LABI 59 AGAINST LABI 31 ABSENT 15	
Garofalo	2,250	2,100	93%	975	750	77%	1449	1449	100%	92%	✓	✓	✓	✓	✓
Gisclair	2,300	375	16%	975	700	72%	1549	933	60%	42%	×	×	✓	×	✓
Glover	2,300	300	13%	975	375	38%	1549	550	36%	25%	×	✓	✓	A-	×
Guinn	2,300	1,800	78%	975	825	85%	1449	1000	69%	77%	✓	✓	✓	×	✓
Hall	2,300	500	22%	975	725	74%	1516	383	25%	34%	×	×	✓	×	×
Harris, J.	2,150	500	23%	975	500	51%	1549	466	30%	31%	×	✓	✓	×	×
Harris, L.	2,300	1,400	61%	975	950	97%	1549	1166	75%	73%	×	✓	✓	✓	✓
Havard	2,150	500	23%	975	350	36%	1549	900	58%	37%	×	×	✓	✓	✓
Hazel	2,150	1,000	47%	975	550	56%	1549	1216	79%	59%	✓	✓	✓	✓	A-
Henry	2,050	1,425	70%	975	950	97%	1399	1266	90%	82%	✓	✓	✓	✓	A-
Hensgens	2,225	1,300	58%	975	750	77%	1399	916	65%	64%	×	✓	✓	A-	✓
Hilferty	2,150	1,200	56%	975	825	85%	1549	1483	96%	75%	✓	✓	✓	✓	✓
Hill	2,225	200	9%	975	575	59%	850	300	35%	26%	×	×	✓	A	✓
Hodges	2,300	1,975	86%	975	525	54%	1549	1483	96%	83%	✓	✓	✓	✓	✓
Hoffmann	2,300	1,250	54%	975	825	85%	1449	816	56%	61%	×	✓	✓	×	✓
Hollis	1,775	1,300	73%	975	525	54%	1266	1233	97%	76%	✓	✓	✓	✓	✓
Horton	2,300	2,175	95%	975	850	87%	1549	1549	100%	95%	✓	✓	✓	✓	✓
Howard	1,775	1,650	93%	975	825	85%	1549	1033	67%	82%	×	✓	✓	✓	A-
Hunter	2,300	350	15%	975	175	18%	1549	350	23%	18%	×	×	✓	A-	×
Huval	2,300	1,775	77%	975	775	79%	1449	1349	93%	83%	✓	✓	✓	✓	✓
Ivey	2,150	2,150	100%	825	625	76%	1549	1399	90%	92%	✓	✓	✓	✓	✓
Jackson	2,050	250	12%	975	375	38%	1549	383	25%	22%	×	×	✓	×	×
James	2,300	650	28%	900	425	47%	1549	416	27%	31%	×	×	✓	A-	×
Jefferson	2,300	350	15%	975	600	62%	1549	616	40%	32%	×	✓	✓	×	×
Jenkins	2,300	600	26%	925	425	46%	1449	516	36%	33%	×	✓	✓	×	×
Johnson	2,250	425	19%	975	350	36%	1549	416	27%	25%	×	×	✓	×	×
Jones	2,150	225	10%	975	525	54%	1549	450	29%	26%	×	×	✓	A-	×
Jordan	250	100	40%	975	375	38%	1549	416	27%	32%	×	×	✓	A-	×
Landry, N.	2,300	2,300	100%	975	950	97%	1549	1549	100%	99%	✓	✓	✓	✓	✓
Landry, T.	2,300	500	22%	975	525	54%	1549	416	27%	30%	×	×	✓	A-	×
LeBas	2,150	250	12%	925	325	35%	1299	350	27%	21%	×	×	✓	×	×
Leger	2,150	425	20%	975	475	49%	1299	516	40%	32%	×	×	✓	✓	×
Leopold	2,300	1,775	77%	925	825	89%	1549	1216	79%	80%	✓	✓	✓	✓	✓
Lyons	2,300	600	26%	975	450	46%	1549	416	27%	30%	×	×	✓	×	×
Mack	2,300	2,025	88%	975	550	56%	1549	1350	87%	81%	✓	✓	✓	×	✓
Magee	2,300	1,550	67%	975	975	100%	1549	1549	100%	84%	✓	✓	✓	✓	✓
Marcelle	2,225	350	16%	975	250	26%	1449	216	15%	18%	×	×	✓	×	×
Marino	N/A	N/A	N/A	975	725	74%	1549	1349	87%	82%	✓	✓	✓	✓	A-
McFarland	2,150	1,500	70%	925	825	89%	1549	1549	100%	83%	✓	✓	✓	✓	✓



# HOUSE

	2016 SCORE			2017 SCORE			2018 SCORE			CUMULATIVE	HB 500 CONSTITUTIONAL CONVENTION	HB 541 TAX BILLS IN EVERY SESSION	HB 561 DEREG OF FLORISTS	HB 564 DEREG OF HAIR BRAIDERS	HB 676 EARLY CHILDHOOD
	POSSIBLE	EARNED	SCORE	POSSIBLE	EARNED	SCORE	POSSIBLE	EARNED	SCORE		POINTS (Y) 250 WITH LABI 52 AGAINST LABI 47 ABSENT 6	POINTS (N) 150 WITH LABI 51 AGAINST LABI 39 ABSENT 17	POINTS (Y) 33 WITH LABI 61 AGAINST LABI 29 ABSENT 17	POINTS (Y) 33 WITH LABI 44 AGAINST LABI 44 ABSENT 19	POINTS (Y) 50 WITH LABI 90 AGAINST LABI 0 ABSENT 17
Garofalo	2,250	2,100	<b>93%</b>	975	750	<b>77%</b>	1449	1449	<b>100%</b>	92%	✓	✓	✓	✓	✓
Gisclair	2,300	375	<b>16%</b>	975	700	<b>72%</b>	1549	933	<b>60%</b>	42%	✓	×	×	×	✓
Glover	2,300	300	<b>13%</b>	975	375	<b>38%</b>	1549	550	<b>36%</b>	25%	×	×	A-	×	✓
Guinn	2,300	1,800	<b>78%</b>	975	825	<b>85%</b>	1449	1000	<b>69%</b>	77%	×	✓	×	A-	✓
Hall	2,300	500	<b>22%</b>	975	725	<b>74%</b>	1516	383	<b>25%</b>	34%	×	×	A	×	✓
Harris, J.	2,150	500	<b>23%</b>	975	500	<b>51%</b>	1549	466	<b>30%</b>	31%	×	×	✓	×	A-
Harris, L.	2,300	1,400	<b>61%</b>	975	950	<b>97%</b>	1549	1166	<b>75%</b>	73%	×	✓	×	✓	✓
Havard	2,150	500	<b>23%</b>	975	350	<b>36%</b>	1549	900	<b>58%</b>	37%	×	✓	×	A-	✓
Hazel	2,150	1,000	<b>47%</b>	975	550	<b>56%</b>	1549	1216	<b>79%</b>	59%	✓	✓	✓	×	✓
Henry	2,050	1,425	<b>70%</b>	975	950	<b>97%</b>	1399	1266	<b>90%</b>	82%	✓	A	✓	A-	✓
Hensgens	2,225	1,300	<b>58%</b>	975	750	<b>77%</b>	1399	916	<b>65%</b>	64%	×	A	✓	A-	✓
Hilferty	2,150	1,200	<b>56%</b>	975	825	<b>85%</b>	1549	1483	<b>96%</b>	75%	✓	✓	A-	✓	✓
Hill	2,225	200	<b>9%</b>	975	575	<b>59%</b>	850	300	<b>35%</b>	26%	×	A	A	A	A
Hodges	2,300	1,975	<b>86%</b>	975	525	<b>54%</b>	1549	1483	<b>96%</b>	83%	✓	✓	×	✓	✓
Hoffmann	2,300	1,250	<b>54%</b>	975	825	<b>85%</b>	1449	816	<b>56%</b>	61%	×	×	✓	×	✓
Hollis	1,775	1,300	<b>73%</b>	975	525	<b>54%</b>	1266	1233	<b>97%</b>	76%	✓	A	A-	A	✓
Horton	2,300	2,175	<b>95%</b>	975	850	<b>87%</b>	1549	1549	<b>100%</b>	95%	✓	✓	✓	✓	✓
Howard	1,775	1,650	<b>93%</b>	975	825	<b>85%</b>	1549	1033	<b>67%</b>	82%	×	✓	×	A-	✓
Hunter	2,300	350	<b>15%</b>	975	175	<b>18%</b>	1549	350	<b>23%</b>	18%	A-	×	×	×	✓
Huval	2,300	1,775	<b>77%</b>	975	775	<b>79%</b>	1449	1349	<b>93%</b>	83%	✓	✓	✓	✓	✓
Ivey	2,150	2,150	<b>100%</b>	825	625	<b>76%</b>	1549	1399	<b>90%</b>	92%	✓	×	✓	✓	✓
Jackson	2,050	250	<b>12%</b>	975	375	<b>38%</b>	1549	383	<b>25%</b>	22%	×	×	×	×	✓
James	2,300	650	<b>28%</b>	900	425	<b>47%</b>	1549	416	<b>27%</b>	31%	×	×	✓	×	✓
Jefferson	2,300	350	<b>15%</b>	975	600	<b>62%</b>	1549	616	<b>40%</b>	32%	×	×	✓	×	✓
Jenkins	2,300	600	<b>26%</b>	925	425	<b>46%</b>	1449	516	<b>36%</b>	33%	×	×	✓	×	✓
Johnson	2,250	425	<b>19%</b>	975	350	<b>36%</b>	1549	416	<b>27%</b>	25%	×	×	✓	×	✓
Jones	2,150	225	<b>10%</b>	975	525	<b>54%</b>	1549	450	<b>29%</b>	26%	×	×	×	×	✓
Jordan	250	100	<b>40%</b>	975	375	<b>38%</b>	1549	416	<b>27%</b>	32%	×	×	✓	×	✓
Landry, N.	2,300	2,300	<b>100%</b>	975	950	<b>97%</b>	1549	1549	<b>100%</b>	99%	✓	✓	✓	✓	✓
Landry, T.	2,300	500	<b>22%</b>	975	525	<b>54%</b>	1549	416	<b>27%</b>	30%	×	×	✓	×	✓
LeBas	2,150	250	<b>12%</b>	925	325	<b>35%</b>	1299	350	<b>27%</b>	21%	×	A	A-	A-	✓
Leger	2,150	425	<b>20%</b>	975	475	<b>49%</b>	1299	516	<b>40%</b>	32%	×	A	✓	A-	✓
Leopold	2,300	1,775	<b>77%</b>	925	825	<b>89%</b>	1549	1216	<b>79%</b>	80%	×	✓	×	✓	A-
Lyons	2,300	600	<b>26%</b>	975	450	<b>46%</b>	1549	416	<b>27%</b>	30%	×	×	✓	×	✓
Mack	2,300	2,025	<b>88%</b>	975	550	<b>56%</b>	1549	1350	<b>87%</b>	81%	✓	✓	×	×	✓
Magee	2,300	1,550	<b>67%</b>	975	975	<b>100%</b>	1549	1549	<b>100%</b>	84%	✓	✓	✓	✓	✓
Marcelle	2,225	350	<b>16%</b>	975	250	<b>26%</b>	1449	216	<b>15%</b>	18%	A-	×	✓	×	✓
Marino	N/A	N/A	<b>N/A</b>	975	725	<b>74%</b>	1549	1349	<b>87%</b>	82%	✓	✓	✓	✓	✓
McFarland	2,150	1,500	<b>70%</b>	925	825	<b>89%</b>	1549	1549	<b>100%</b>	83%	✓	✓	✓	✓	✓

# HOUSE

	2016 SCORE			2017 SCORE			2018 SCORE			CUMULATIVE	HB 700 SAFETY BELT EVIDENCE	HB 727 CRIM DAMAGE TO INFRASTRUCTURE	HB 748 OCCUPATIONAL LICENSING REVIEW	HB 749 LYFT/UBER	SCR 45 CONST. CON. STUDY
	POSSIBLE	EARNED	SCORE	POSSIBLE	EARNED	SCORE	POSSIBLE	EARNED	SCORE		POINTS (Y) 100 WITH LABI 70 AGAINST LABI 25 ABSENT 12	POINTS (Y) 100 WITH LABI 97 AGAINST LABI 3 ABSENT 13	POINTS (Y) 33 WITH LABI 87 AGAINST LABI 7 ABSENT 13	POINTS (Y) 100 WITH LABI 97 AGAINST LABI 1 ABSENT 9	POINTS (N) 100 WITH LABI 55 AGAINST LABI 28 ABSENT 24
Garofalo	2,250	2,100	<b>93%</b>	975	750	<b>77%</b>	1449	1449	<b>100%</b>	92%	✓	✓	✓	✓	A
Gisclair	2,300	375	<b>16%</b>	975	700	<b>72%</b>	1549	933	<b>60%</b>	42%	✓	✓	✓	✓	✓
Glover	2,300	300	<b>13%</b>	975	375	<b>38%</b>	1549	550	<b>36%</b>	25%	x	✓	A-	x	✓
Guinn	2,300	1,800	<b>78%</b>	975	825	<b>85%</b>	1449	1000	<b>69%</b>	77%	✓	✓	A-	✓	A
Hall	2,300	500	<b>22%</b>	975	725	<b>74%</b>	1516	383	<b>25%</b>	34%	x	✓	✓	✓	x
Harris, J.	2,150	500	<b>23%</b>	975	500	<b>51%</b>	1549	466	<b>30%</b>	31%	x	x	✓	✓	x
Harris, L.	2,300	1,400	<b>61%</b>	975	950	<b>97%</b>	1549	1166	<b>75%</b>	73%	✓	✓	✓	✓	✓
Havard	2,150	500	<b>23%</b>	975	350	<b>36%</b>	1549	900	<b>58%</b>	37%	✓	✓	x	✓	✓
Hazel	2,150	1,000	<b>47%</b>	975	550	<b>56%</b>	1549	1216	<b>79%</b>	59%	x	✓	✓	✓	x
Henry	2,050	1,425	<b>70%</b>	975	950	<b>97%</b>	1399	1266	<b>90%</b>	82%	✓	✓	✓	✓	✓
Hensgens	2,225	1,300	<b>58%</b>	975	750	<b>77%</b>	1399	916	<b>65%</b>	64%	✓	✓	✓	✓	✓
Hilferty	2,150	1,200	<b>56%</b>	975	825	<b>85%</b>	1549	1483	<b>96%</b>	75%	✓	✓	A-	✓	✓
Hill	2,225	200	<b>9%</b>	975	575	<b>59%</b>	850	300	<b>35%</b>	26%	A	A	A	A	✓
Hodges	2,300	1,975	<b>86%</b>	975	525	<b>54%</b>	1549	1483	<b>96%</b>	83%	✓	✓	x	✓	✓
Hoffmann	2,300	1,250	<b>54%</b>	975	825	<b>85%</b>	1449	816	<b>56%</b>	61%	✓	✓	✓	✓	A
Hollis	1,775	1,300	<b>73%</b>	975	525	<b>54%</b>	1266	1233	<b>97%</b>	76%	✓	✓	✓	✓	A
Horton	2,300	2,175	<b>95%</b>	975	850	<b>87%</b>	1549	1549	<b>100%</b>	95%	✓	✓	✓	✓	✓
Howard	1,775	1,650	<b>93%</b>	975	825	<b>85%</b>	1549	1033	<b>67%</b>	82%	✓	✓	✓	✓	✓
Hunter	2,300	350	<b>15%</b>	975	175	<b>18%</b>	1549	350	<b>23%</b>	18%	x	✓	A-	✓	x
Huval	2,300	1,775	<b>77%</b>	975	775	<b>79%</b>	1449	1349	<b>93%</b>	83%	✓	x	✓	✓	A
Ivey	2,150	2,150	<b>100%</b>	825	625	<b>76%</b>	1549	1399	<b>90%</b>	92%	✓	✓	✓	✓	✓
Jackson	2,050	250	<b>12%</b>	975	375	<b>38%</b>	1549	383	<b>25%</b>	22%	x	✓	✓	✓	x
James	2,300	650	<b>28%</b>	900	425	<b>47%</b>	1549	416	<b>27%</b>	31%	x	✓	✓	✓	x
Jefferson	2,300	350	<b>15%</b>	975	600	<b>62%</b>	1549	616	<b>40%</b>	32%	x	✓	✓	✓	x
Jenkins	2,300	600	<b>26%</b>	925	425	<b>46%</b>	1449	516	<b>36%</b>	33%	x	x	✓	✓	A
Johnson	2,250	425	<b>19%</b>	975	350	<b>36%</b>	1549	416	<b>27%</b>	25%	x	✓	✓	✓	x
Jones	2,150	225	<b>10%</b>	975	525	<b>54%</b>	1549	450	<b>29%</b>	26%	✓	A-	A-	✓	✓
Jordan	250	100	<b>40%</b>	975	375	<b>38%</b>	1549	416	<b>27%</b>	32%	x	✓	✓	✓	x
Landry, N.	2,300	2,300	<b>100%</b>	975	950	<b>97%</b>	1549	1549	<b>100%</b>	99%	✓	✓	✓	✓	✓
Landry, T.	2,300	500	<b>22%</b>	975	525	<b>54%</b>	1549	416	<b>27%</b>	30%	x	✓	✓	✓	x
LeBas	2,150	250	<b>12%</b>	925	325	<b>35%</b>	1299	350	<b>27%</b>	21%	A-	✓	A-	✓	A
Leger	2,150	425	<b>20%</b>	975	475	<b>49%</b>	1299	516	<b>40%</b>	32%	x	✓	✓	✓	A
Leopold	2,300	1,775	<b>77%</b>	925	825	<b>89%</b>	1549	1216	<b>79%</b>	80%	✓	✓	✓	✓	✓
Lyons	2,300	600	<b>26%</b>	975	450	<b>46%</b>	1549	416	<b>27%</b>	30%	x	✓	✓	✓	x
Mack	2,300	2,025	<b>88%</b>	975	550	<b>56%</b>	1549	1350	<b>87%</b>	81%	✓	✓	x	✓	✓
Magee	2,300	1,550	<b>67%</b>	975	975	<b>100%</b>	1549	1549	<b>100%</b>	84%	✓	✓	✓	✓	✓
Marcelle	2,225	350	<b>16%</b>	975	250	<b>26%</b>	1449	216	<b>15%</b>	18%	x	A-	✓	A-	A
Marino	N/A	N/A	<b>N/A</b>	975	725	<b>74%</b>	1549	1349	<b>87%</b>	82%	✓	✓	✓	✓	x
McFarland	2,150	1,500	<b>70%</b>	925	825	<b>89%</b>	1549	1549	<b>100%</b>	83%	✓	✓	✓	✓	✓

# HOUSE

	2016 SCORE			2017 SCORE			2018 SCORE			CUMULATIVE	HB 19 INCENTIVES	HB 23 HAVARD	HB 29 LA	HB 343 RIGHTS OF	HB 480 MEDICAID
	POSSIBLE	EARNED	SCORE	POSSIBLE	EARNED	SCORE	POSSIBLE	EARNED	SCORE		CUT EXT.	AMEND - BIZ. UTILS. TAX	CHECKBOOK	TEACHERS	FRAUD DETECTION
										POINTS (N) 100 WITH LABI 53 AGAINST LABI 51 ABSENT 3	POINTS (N) 200 WITH LABI 69 AGAINST LABI 36 ABSENT 2	POINTS (Y) 100 WITH LABI 105 AGAINST LABI 0 ABSENT 2	POINTS (Y) 100 WITH LABI 53 AGAINST LABI 36 ABSENT 12	POINTS (Y) 100 WITH LABI 59 AGAINST LABI 31 ABSENT 15	
Miguez	2,200	1,825	<b>83%</b>	875	875	<b>100%</b>	1549	1549	<b>100%</b>	<b>90%</b>	✓	✓	✓	✓	✓
Miller, D.	1,900	500	<b>26%</b>	975	500	<b>51%</b>	1549	516	<b>33%</b>	<b>34%</b>	×	×	✓	×	A-
Miller, G.	2,200	1,650	<b>75%</b>	975	975	<b>100%</b>	1549	1099	<b>71%</b>	<b>79%</b>	✓	✓	✓	×	✓
Moreno	2,075	425	<b>20%</b>	975	575	<b>59%</b>	N/A	N/A	N/A	<b>33%</b>	A	×	✓	A	A
Morris, Jay	2,300	550	<b>24%</b>	975	400	<b>41%</b>	1549	949	<b>61%</b>	<b>39%</b>	×	×	✓	✓	✓
Morris, Jim	2,300	1,650	<b>72%</b>	925	725	<b>78%</b>	1399	1099	<b>79%</b>	<b>75%</b>	✓	✓	✓	✓	✓
Muscarello	N/A	N/A	<b>N/A</b>	N/A	N/A	N/A	N/A	N/A	N/A	N/A	✓	A	A	×	✓
Norton	2,075	350	<b>17%</b>	925	275	<b>30%</b>	1449	383	<b>26%</b>	<b>23%</b>	×	×	✓	A-	×
Pearson	2,300	1,550	<b>67%</b>	975	950	<b>97%</b>	1549	1299	<b>84%</b>	<b>79%</b>	✓	✓	✓	✓	✓
Pierre	2,300	750	<b>33%</b>	975	725	<b>74%</b>	1549	383	<b>25%</b>	<b>39%</b>	×	×	✓	×	×
Pope	2,300	1,150	<b>50%</b>	975	750	<b>77%</b>	1516	1133	<b>75%</b>	<b>63%</b>	✓	✓	✓	×	✓
Pugh	2,300	1,775	<b>77%</b>	975	850	<b>87%</b>	1549	1450	<b>94%</b>	<b>84%</b>	✓	✓	✓	✓	✓
Pylant	2,300	1,275	<b>55%</b>	975	350	<b>36%</b>	1549	1033	<b>67%</b>	<b>55%</b>	✓	×	✓	✓	✓
Reynolds	2,150	425	<b>20%</b>	925	475	<b>51%</b>	1449	966	<b>67%</b>	<b>41%</b>	×	✓	✓	×	A-
Richard	2,200	1,400	<b>64%</b>	925	825	<b>89%</b>	1549	1033	<b>67%</b>	<b>70%</b>	✓	×	✓	✓	✓
Schexnayde	2,300	1,925	<b>84%</b>	875	500	<b>57%</b>	1549	1350	<b>87%</b>	<b>80%</b>	✓	✓	✓	✓	A-
Seabaugh	1,450	1,350	<b>93%</b>	975	925	<b>95%</b>	1549	1399	<b>90%</b>	<b>92%</b>	✓	✓	✓	A-	✓
Shadoin	2,075	675	<b>33%</b>	925	450	<b>49%</b>	1549	799	<b>52%</b>	<b>42%</b>	×	✓	✓	×	✓
Simon	650	550	<b>85%</b>	925	625	<b>68%</b>	1283	1283	<b>100%</b>	<b>86%</b>	✓	✓	✓	A	✓
Smith	2,300	500	<b>22%</b>	975	625	<b>64%</b>	1549	416	<b>27%</b>	<b>32%</b>	×	×	✓	×	×
Stagni	N/A	N/A	<b>N/A</b>	975	725	<b>74%</b>	1549	1033	<b>67%</b>	<b>70%</b>	×	✓	✓	×	✓
Stefanski	N/A	N/A	<b>N/A</b>	975	975	<b>100%</b>	1449	1449	<b>100%</b>	<b>100%</b>	✓	✓	✓	✓	✓
Stokes	2,300	1,700	<b>74%</b>	975	950	<b>97%</b>	1549	1399	<b>90%</b>	<b>84%</b>	✓	✓	✓	✓	✓
Talbot	2,300	2,075	<b>90%</b>	975	850	<b>87%</b>	1449	1449	<b>100%</b>	<b>93%</b>	✓	✓	✓	✓	✓
Thibaut	1,975	1,050	<b>53%</b>	975	825	<b>85%</b>	1549	1283	<b>83%</b>	<b>70%</b>	×	✓	✓	✓	A-
Thomas	N/A	N/A	<b>N/A</b>	975	975	<b>100%</b>	1549	1549	<b>100%</b>	<b>100%</b>	✓	✓	✓	✓	✓
White	2,050	600	<b>29%</b>	975	825	<b>85%</b>	1549	649	<b>42%</b>	<b>45%</b>	×	×	✓	×	✓
Wright	N/A	N/A	<b>N/A</b>	N/A	N/A	N/A	1299	1266	<b>97%</b>	<b>97%</b>	✓	✓	✓	✓	✓
Zeringue	2,300	2,150	<b>93%</b>	975	975	<b>100%</b>	1399	1133	<b>81%</b>	<b>91%</b>	✓	✓	✓	✓	A-



2016 SCORE

2017 SCORE

2018 SCORE

HB 700 SAFETY BELT EVIDENCE

HB 727 CRIM DAMAGE TO INFRASTRUCTURE

HB 748 OCCUPATIONAL LICENSING REVIEW

HB 749 LYFT/UBER

SCR 45 CONST. CON. STUDY

POSSIBLE EARNED SCORE

POSSIBLE EARNED SCORE

POSSIBLE EARNED SCORE

POSSIBLE EARNED SCORE CUMULATIVE

POINTS (Y) 100 WITH LABI 70 AGAINST LABI 25 ABSENT 12

POINTS (Y) 100 WITH LABI 97 AGAINST LABI 3 ABSENT 7

POINTS (Y) 33 WITH LABI 87 AGAINST LABI 7 ABSENT 13

POINTS (Y) 100 WITH LABI 97 AGAINST LABI 1 ABSENT 9

POINTS (N) 100 WITH LABI 55 AGAINST LABI 28 ABSENT 24

	POSSIBLE	EARNED	SCORE	POSSIBLE	EARNED	SCORE	POSSIBLE	EARNED	SCORE	CUMULATIVE	POINTS (Y) 100 WITH LABI 70 AGAINST LABI 25 ABSENT 12	POINTS (Y) 100 WITH LABI 97 AGAINST LABI 3 ABSENT 7	POINTS (Y) 33 WITH LABI 87 AGAINST LABI 7 ABSENT 13	POINTS (Y) 100 WITH LABI 97 AGAINST LABI 1 ABSENT 9	POINTS (N) 100 WITH LABI 55 AGAINST LABI 28 ABSENT 24
Miguez	2,200	1,825	<b>83%</b>	875	875	<b>100%</b>	1549	1549	<b>100%</b>	<b>90%</b>	✓	✓	✓	✓	✓
Miller, D.	1,900	500	<b>26%</b>	975	500	<b>51%</b>	1549	516	<b>33%</b>	<b>34%</b>	✓	✓	✓	✓	×
Miller, G.	2,200	1,650	<b>75%</b>	975	975	<b>100%</b>	1549	1099	<b>71%</b>	<b>79%</b>	✓	✓	✓	A-	✓
Moreno	2,075	425	<b>20%</b>	975	575	<b>59%</b>	N/A	N/A	N/A	<b>33%</b>	A	A	✓	A	A
Morris, Jay	2,300	550	<b>24%</b>	975	400	<b>41%</b>	1549	949	<b>61%</b>	<b>39%</b>	✓	✓	✓	✓	✓
Morris, Jim	2,300	1,650	<b>72%</b>	925	725	<b>78%</b>	1399	1099	<b>79%</b>	<b>75%</b>	✓	✓	✓	✓	✓
Muscarello	N/A	N/A	<b>N/A</b>	N/A	N/A	N/A	N/A	N/A	N/A	N/A	✓	✓	✓	✓	✓
Norton	2,075	350	<b>17%</b>	925	275	<b>30%</b>	1449	383	<b>26%</b>	<b>23%</b>	×	✓	✓	✓	A
Pearson	2,300	1,550	<b>67%</b>	975	950	<b>97%</b>	1549	1299	<b>84%</b>	<b>79%</b>	A-	✓	✓	A-	✓
Pierre	2,300	750	<b>33%</b>	975	725	<b>74%</b>	1549	383	<b>25%</b>	<b>39%</b>	×	✓	✓	✓	×
Pope	2,300	1,150	<b>50%</b>	975	750	<b>77%</b>	1516	1133	<b>75%</b>	<b>63%</b>	✓	✓	A	✓	✓
Pugh	2,300	1,775	<b>77%</b>	975	850	<b>87%</b>	1549	1450	<b>94%</b>	<b>84%</b>	✓	✓	×	✓	✓
Pylant	2,300	1,275	<b>55%</b>	975	350	<b>36%</b>	1549	1033	<b>67%</b>	<b>55%</b>	✓	✓	✓	✓	✓
Reynolds	2,150	425	<b>20%</b>	925	475	<b>51%</b>	1449	966	<b>67%</b>	<b>41%</b>	✓	✓	✓	✓	A
Richard	2,200	1,400	<b>64%</b>	925	825	<b>89%</b>	1549	1033	<b>67%</b>	<b>70%</b>	✓	✓	✓	✓	✓
Schexnayder	2,300	1,925	<b>84%</b>	875	500	<b>57%</b>	1549	1350	<b>87%</b>	<b>80%</b>	✓	✓	×	✓	✓
Seabaugh	1,450	1,350	<b>93%</b>	975	925	<b>95%</b>	1549	1399	<b>90%</b>	<b>92%</b>	✓	✓	✓	✓	✓
Shadoin	2,075	675	<b>33%</b>	925	450	<b>49%</b>	1549	799	<b>52%</b>	<b>42%</b>	A-	✓	✓	✓	✓
Simon	650	550	<b>85%</b>	925	625	<b>68%</b>	1283	1283	<b>100%</b>	<b>86%</b>	✓	✓	A	A	✓
Smith	2,300	500	<b>22%</b>	975	625	<b>64%</b>	1549	416	<b>27%</b>	<b>32%</b>	A-	✓	✓	✓	×
Stagni	N/A	N/A	<b>N/A</b>	975	725	<b>74%</b>	1549	1033	<b>67%</b>	<b>70%</b>	✓	✓	✓	✓	×
Stefanski	N/A	N/A	<b>N/A</b>	975	975	<b>100%</b>	1449	1449	<b>100%</b>	<b>100%</b>	✓	✓	✓	✓	A
Stokes	2,300	1,700	<b>74%</b>	975	950	<b>97%</b>	1549	1399	<b>90%</b>	<b>84%</b>	✓	✓	✓	✓	✓
Talbot	2,300	2,075	<b>90%</b>	975	850	<b>87%</b>	1449	1449	<b>100%</b>	<b>93%</b>	✓	✓	✓	✓	A
Thibaut	1,975	1,050	<b>53%</b>	975	825	<b>85%</b>	1549	1283	<b>83%</b>	<b>70%</b>	✓	✓	✓	✓	✓
Thomas	N/A	N/A	<b>N/A</b>	975	975	<b>100%</b>	1549	1549	<b>100%</b>	<b>100%</b>	✓	✓	✓	✓	✓
White	2,050	600	<b>29%</b>	975	825	<b>85%</b>	1549	649	<b>42%</b>	<b>45%</b>	✓	✓	✓	✓	×
Wright	N/A	N/A	<b>N/A</b>	N/A	N/A	N/A	1299	1266	<b>97%</b>	<b>97%</b>	✓	✓	✓	A	✓
Zeringue	2,300	2,150	<b>93%</b>	975	975	<b>100%</b>	1399	1133	<b>81%</b>	<b>91%</b>	✓	A-	✓	✓	✓



“My main complaint from my constituency is that every time we have a deficit, there are only two areas that we can fool with. That’s higher ed and health.”  
- Rep. Steve Carter (R-Baton Rouge)



“I don’t know if you have ever seen the school systems in Texas – they are some of the best they are because the locals decide what they can do.”

- Rep. Mark Abraham (R-Lake Charles)





# APPENDIX.

Rep. James



# ACT 1: LOUISIANA CHECKBOOK

---

In 2018, the Louisiana Legislature voted multiple times in various sessions for an enhanced state spending website, which was eventually passed with a unanimous vote and signed into law by Governor John Bel Edwards in June. [Act 1 of the 2018 2<sup>nd</sup> special session](#) greatly improves the content of Louisiana’s existing fiscal transparency website and expands the entities that participate in it. LABI and the LouisianaCheckbook.com coalition applaud our elected officials for taking this important step toward improving public trust and look forward to monitoring implementation of the website going forward.

## **WHAT WILL LOUISIANACHECKBOOK.COM DO?**

The state of Louisiana spends roughly \$30 billion annually on direct programs and services, on contracts and grants, to support local governments, to encourage economic development, to fund debt payments on capital construction and pensions, and to perform a variety of functions.

Ten years ago, to learn how money was spent, the public was forced to review the state budget online, which is generally 200+ pages in a PDF format. In 2008, the Legislature passed a bill to establish a state spending website now known as LaTrac, which has several useful features including a contracts database, information on boards and commissions, and some spending records from state departments. Louisiana received a [96 score](#) from the U.S. Public Interest Research Group, ranking #7 in the nation for the LaTrac site as recently as 2016.

Following the trends of best-practice states outlined in this same [national report](#), the enhanced Louisiana Checkbook will “serve as an interactive portal for the public to access state fiscal information,” making major improvements in three areas:

- 1. The WHO:** The Louisiana Checkbook will add a number of major state entities that are not on LaTrac today. Act 1 requires the participation of universities, the Legislature, and the judiciary [subject to appropriation](#). Though it may take time to create or fund integrated accounting systems, Act 1 still directs all state governmental entities to “furnish information, reports, aid, services, and assistance” to the Commissioner of Administration “of the type, extent, format, frequency, and timing” for the Louisiana Checkbook.

Of note, local government spending is not required on LouisianaCheckbook.com, although various local entities are taking it upon themselves to create fiscal transparency websites with Lafayette Parish School Board leading the way. Both New Orleans and Baton Rouge are also engaged in Open Data efforts, which should eventually include local spending.

Specifically, Act 1 will require the publication of the expenditures of roughly 140 state agencies, departments, divisions, and offices, including:

- State universities and colleges,
- State boards and commissions,
- State retirement systems,
- The Legislature, and
- Entities in the judicial branch performing a state function.

Act 1 also requires the Commissioner to provide quarterly updates to the Joint Legislative Committee on the Budget if agencies do not submit information, and the Legislative Auditor must perform “periodic and unscheduled reviews” to ensure compliance with the Louisiana Checkbook.

# ACT 1: LOUISIANA CHECKBOOK (cont.)

---

2. **The WHAT:** The information on the current website, LaTrac, is not as detailed as many other states. Frequently, large sums in the millions of dollars are lumped together into categories without any purpose or even dates.

Act 1 will add monthly reporting that includes:

- **Details of expenditures**, where available, specifically the name of the entity making the expenditure, name of the person receiving the payment, date and amount, a standardized descriptive title of the type and purpose of the expenditure, the manner of payment, and the funding source;
  - **More types of expenditures**, specifically the details of credit card charges, mandated inter-agency payments, and aid to local government;
  - **More state contracts**, including grants, purchase orders, memoranda of understanding, cooperative endeavor agreements, leases, and contracts that are fixed-price, cost, cost-plus-a-fixed-fee, or incentive as well as links to more information or supporting documentation for payment requests on contracts if available;
  - **A payroll database** for all state employees that includes name, title, salary or hourly wage, total compensation, and cost of benefits;
  - Categories and amounts of **state debt** compiled by the Treasurer's Office, such as pensions, post-employment benefit obligations, capital construction, and local debt that is backed by the full faith and credit of the state, as well as details on annual debt service costs, sources of funding for debt obligations, per capita costs, and national comparisons of Louisiana's debt;
  - **A tax incentives database** with the amounts and names of the recipients of specific tax incentive expenditures that are currently in the state revenue forecast as well as the amount of the payment and value of these benefits to the recipient and the estimated net new jobs, payroll, and capital investment;
  - **Details on the appropriation and use of dedicated funds** beyond the PDF or Excel version in place today;
  - **Performance metrics and tracking** utilized by state agencies to monitor progress toward goals and objectives; and
  - **A repository for fiscal reports** from across state government, such as revenue forecasts, tax exemptions and collections, budgeting, contracts, and the use of state funds for local purposes.
3. **The HOW:** While the existing website has some ability to produce a bar graph or pie chart, the limited data makes it difficult to analyze spending over time or on specific projects. It is also impossible to search for a specific board or agency or individual under the current system.

Act 1 requires that the Louisiana Checkbook is provided at no cost to the public and with no user registration with the ability to:

- Search and aggregate data by all possible query combinations;
- Create, download, and print reports, graphs, charts, and tables with the ability to share on social media; and
- Access data in both desktop and mobile formats.

## HOW MUCH WILL IT COST?

The legislative [fiscal note on Act 1](#) estimates the implementation of LouisianaCheckbook.com for agencies already on the state's accounting system at \$350,000 spread across three fiscal years with annual maintenance costs of \$25,000 after that. The Legislative Auditor estimates another \$100,000+ to perform regular compliance reviews. State entities not on the main LaGov state accounting system, such as the Department of Health, higher education, the Legislature, and the judiciary, would require additional one-time and maintenance expenditures, which have not yet been appropriated.

# ACT 1: LOUISIANA CHECKBOOK (cont.)

---

The Supreme Court, in particular, testified that because there is no single accounting system that it would cost more than \$20 million for the courts to participate. Staff of the state Division of Administration responded that Act 1 still authorizes their office to collect and publish far more additional information from the courts and other entities than what is available today – even if it takes time for the courts to fully come online.

The [U.S. Public Interest Research Group](#) ranks the states annually, writing: “States with transparency websites often realize significant financial returns on their investment. The savings include more efficient government administration, more competitive bidding for public projects, and less staff time spent on information requests. This can add up to millions of dollars in taxpayer savings.”

## **WHY DOES IT MATTER?**

Government spending websites like the Louisiana Checkbook can:

1. Help government officials, journalists, watchdog groups, and the public monitor state spending in order to prevent abuse or corruption;
2. Strengthen accountability with a greater focus on performance and outcomes;
3. Save money by increasing competition for public contracts, identifying and eliminating inefficient expenditures, and reducing costly information requests;
4. Improve citizen awareness and engagement; and
5. Build public trust.

To put it simply, the [Public Affairs Research Council](#) writes: “From the local to state levels, good transparency practices can contribute to better and more accountable government as well as greater public awareness and confidence in the people and institutions that lead and manage our public affairs.”

# LOUISIANA CHECKBOOK COALITION MEMBERS:



# CONSTITUTIONAL CONVENTION COALITION MEMBERS:



# BUSINESS IS PAYING MORE THAN ITS “FAIR SHARE” IN LOUISIANA.

**LOUISIANA IS RANKED #13 FOR THE GREATEST RELIANCE ON BUSINESS TAXES AS A SHARE OF ALL TAX REVENUE.**

INCLUDING LOUISIANA, ONLY **THREE STATES** IN THE COUNTRY IMPOSE A SALES TAX ON MANUFACTURING RAW MATERIALS, ONLY **NINE STATES** TAX MANUFACTURING MACHINERY AND EQUIPMENT, AND JUST **12 STATES** TAX MANUFACTURING UTILITIES.

**LOUISIANA BUSINESSES PAY 59% OF ALL LOCAL TAXES.**

**LOUISIANA BUSINESSES PAY JUST UNDER HALF OF ALL TAXES COLLECTED IN LOUISIANA = 48%**  
(ABOVE THE NATIONAL AVERAGE OF 44%)

## SALES TAX

LOUISIANA BUSINESSES ARE SUBJECT TO A HIGH BURDEN FOR SALES TAXES, RECEIVING A D ON ONE NATIONAL REPORT FOR FAILING TO EXEMPT MAJOR BUSINESS INPUTS



1.

**RANK EARNED**

FOR FAILURE TO  
STAY COMPETITIVE



2.

LOUISIANA BUSINESSES PAID AN ESTIMATED **\$2.9 BILLION IN SALES TAXES** TO STATE AND LOCAL GOVERNMENT IN 2016.

BUSINESSES IN LOUISIANA ARE SUBJECT TO THE

# HIGHEST LOCAL SALES TAX

IN THE NATION ON MANUFACTURING MACHINERY.

3.

## PROPERTY TAX

LOUISIANA BUSINESSES PAID AN ESTIMATED **\$3.1 BILLION** IN PROPERTY TAXES IN LOUISIANA IN 2016.

2.

EVEN WITHOUT AGRICULTURAL AND TIMBER LANDS UTILIZED IN COMMERCE

## BUSINESSES PAY THE MAJORITY OF PROPERTY TAXES IN LOUISIANA

3. Did you know?

LOUISIANA BUSINESS ACTUALLY PAYS PROPERTY TAX AT A RATE **50% HIGHER** THAN INDIVIDUALS AND UNLIKE HOMEOWNERS, THE INVENTORY, MACHINERY, EQUIPMENT, AND EVEN OFFICE FURNITURE OF BUSINESS IS ALSO TAXED.

1.

## INCOME TAX

AN ESTIMATED **94% OF AMERICAN FIRMS** PASS BUSINESS INCOME THROUGH TO THEIR **INDIVIDUAL INCOME TAXES**, INSTEAD OF PAYING THE CORPORATE INCOME TAX – WHICH IS A MAJOR REASON THAT CORPORATE INCOME TAX COLLECTIONS ARE A SMALL PERCENTAGE OF BUSINESS TAXES.

### ALL LOUISIANA CORPORATE INCOME TAX EXEMPTIONS ARE DOWN 21%

SPECIFICALLY, THE **INVENTORY TAX CREDIT IS DOWN 46%**; THE **NET OPERATING LOSS DEDUCTION IS DOWN 21%**; AND THE EXEMPTION FOR THE SALES TAX ON BUSINESS UTILITIES HAS DROPPED BY A WHOPPING **86%**, AMONG OTHERS.

2.

3.

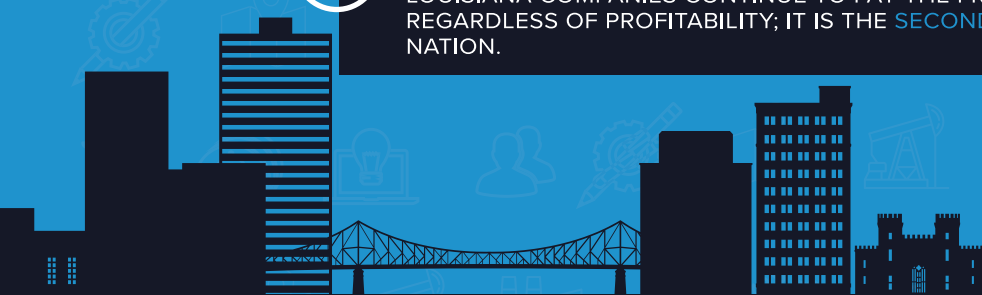
LOUISIANA COMPANIES CONTINUE TO PAY THE FRANCHISE TAX, WHICH MUST BE PAID REGARDLESS OF PROFITABILITY; IT IS THE **SECOND HIGHEST** FRANCHISE TAX RATE IN THE NATION.



And then there is this...

# DEAD LAST FOR GDP GROWTH

We can't work like this...



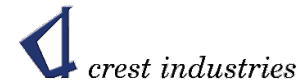
WE WOULD LIKE TO THANK OUR FREE ENTERPRISE PROGRAM INVESTORS FOR THEIR CONTINUED SUPPORT OF ADVANCING FREE ENTERPRISE IN LOUISIANA.



# FREE ENTERPRISE PROGRAM

POWERED BY **LABI**

**About the Free Enterprise Program:** The program funds strategic initiatives to expand LABI's policy, research, outreach and lobbying arsenal to ensure that Louisiana continues to have a powerful, unified voice focused on creating the business climate needed to attract investment, generate job growth, and improve the quality of life for Louisiana residents. The Free Enterprise Program is in addition to members dues and is an opportunity to proactively advance free enterprise in Louisiana, make a significant statement about participation in the state's future and demonstrate exceptional commitment to LABI's mission.



For more information: [www.labi.org/free-enterprise-program](http://www.labi.org/free-enterprise-program)  
Contact: Elena Lacour at 225.215.6647 or [elenal@labi.org](mailto:elenal@labi.org)



WWW.LABI.ORG

